




**QUARTERLY REPORT OF REVENUE AND OTHER RECEIPTS**  
As at the Quarter Ending March 31, 2021

Department : State Universities and Colleges (SUCs)  
 Agency : J. H. Cerilles State College  
 Operating Unit : < not applicable >  
 Organization Code (UACS) : 08 084 0000000  
 Fund Cluster : 05 - Internally Generated Funds

| Classification/Sources of Revenue and Other Receipts | UACS CODE  | REVENUE TARGET (Annual) per BESF | Actual Revenue and Other Receipts Collections |                            |                             |                            |                  | Cumulative Remittance/Deposits to Date |                     |               | Variance        |           | Remarks |
|--|------------|----------------------------------|---|----------------------------|-----------------------------|----------------------------|------------------|--|---------------------|---------------|-----------------|-----------|---------|
|  |            |                                  | 1st Quarter Ending March 31                   | 2nd Quarter Ending June 30 | 3rd Quarter Ending Sept. 30 | 4th Quarter Ending Dec. 31 | Total            | Remittance to BTr                      | Deposited with AGDB | TOTAL         | Amount          | %         |         |
| 1  | 2          | 3                                | 4   | 5                          | 6                           | 7                          | 8=[(6+(-)7)-8+9] | 9                                      | 10                  | 11=(9+10)     | 12=(8-3)        | 13=(12/3) | 14      |
| <b>Internally Generated Funds</b>                    |            | 88,097,000.00                    | 45,923,435.64                                 | 0.00                       | 0.00                        | 0.00                       | 45,923,435.64    | 92,004.66                              | 45,691,196.54       | 45,783,201.20 | (42,173,564.36) | -48 %     |         |
| <b>Revenue Collections</b>                           |            | 88,097,000.00                    | 45,349,980.00                                 | 0.00                       | 0.00                        | 0.00                       | 45,349,980.00    | 0.00                                   | 45,349,980.00       | 45,349,980.00 | (42,747,020.00) | -49 %     |         |
| <b>Cash Revenue</b>                                  |            | 88,097,000.00                    | 45,349,980.00                                 | 0.00                       | 0.00                        | 0.00                       | 45,349,980.00    | 0.00                                   | 45,349,980.00       | 45,349,980.00 | (42,747,020.00) | -49 %     |         |
| <b>Non-Tax</b>                                       |            | 88,097,000.00                    | 45,349,980.00                                 | 0.00                       | 0.00                        | 0.00                       | 45,349,980.00    | 0.00                                   | 45,349,980.00       | 45,349,980.00 | (42,747,020.00) | -49 %     |         |
| Income Collected from Students                       | 4020201002 | 0.00                             | 1,902,134.00                                  | 0.00                       | 0.00                        | 0.00                       | 1,902,134.00     | 0.00                                   | 1,902,134.00        | 1,902,134.00  | 1,902,134.00    | 0 %       |         |
| Income from Other Sources                            | 4020201003 | 88,097,000.00                    | 43,447,846.00                                 | 0.00                       | 0.00                        | 0.00                       | 43,447,846.00    | 0.00                                   | 43,447,846.00       | 43,447,846.00 | (44,649,154.00) | -51 %     |         |
| <b>Non-Revenue Collections/Other Receipts</b>        |            | 0.00                             | 573,455.64                                    | 0.00                       | 0.00                        | 0.00                       | 573,455.64       | 92,004.66                              | 341,216.54          | 433,221.20    | 573,455.64      | 0 %       |         |
| <b>Cash Revenue</b>                                  |            | 0.00                             | 573,455.64                                    | 0.00                       | 0.00                        | 0.00                       | 573,455.64       | 92,004.66                              | 341,216.54          | 433,221.20    | 573,455.64      | 0 %       |         |
| <b>Non-Tax</b>                                       |            | 0.00                             | 430,497.00                                    | 0.00                       | 0.00                        | 0.00                       | 430,497.00       | 0.00                                   | 317,809.49          | 317,809.49    | 430,497.00      | 0 %       |         |
| Other Service Income                                 | 4020199099 | 0.00                             | 142,958.64                                    | 0.00                       | 0.00                        | 0.00                       | 142,958.64       | 92,004.66                              | 23,407.05           | 115,411.71    | 142,958.64      | 0 %       |         |
| Others   | 4020221099 | 0.00                             | 0.00  | 0.00                       | 0.00                        | 0.00                       | 0.00             | 0.00                                   | 0.00                | 0.00          | 0.00            | 0 %       |         |
| Miscellaneous Income                                 | 4060999000 | 0.00                             | 0.00  | 0.00                       | 0.00                        | 0.00                       | 0.00             | 0.00                                   | 0.00                | 0.00          | 0.00            | 0 %       |         |
| <b>TOTAL</b>   |            | 88,097,000.00                    | 45,923,435.64                                 | 0.00                       | 0.00                        | 0.00                       | 45,923,435.64    | 92,004.66                              | 45,691,196.54       | 45,783,201.20 | (42,173,564.36) | -48 %     |         |

  
 CHRISME A. ORQUILLAS  
 ACCOUNTANT  
 Date: 05/12/2021

  
 ADELINA A. URSAIZ  
 CHIEF ADMINISTRATIVE OFFICER  
 Date: 05/12/2021

  
 MARY JOCELYN V. BATTUNG  
 PRESIDENT  
 Date: 05/12/2021