

STATEMENT OF APPROVED BUDGET, UTILIZATIONS, DISBURSEMENTS AND BALANCES

(For Off-Budgetary Funds)

As at the Quarter Ending September 30, 2021

Department : State Universities and Colleges (SUCs)
 Agency/Entity : J. H. Cerilles State College
 Operating Unit : < not applicable >
 Organization Code (UACS) : 08 084 0000000
 Fund Cluster : 05 Internally Generated Funds
 (e.g. UACS Fund Cluster: 05-Internally Generated Funds and 06-Business Related Funds)

Particulars	UACS CODE	Approved Budget			Utilizations					Disbursements					Balances		
		Approved Budgeted Revenue	Adjustments (Reductions, Modifications/)	Adjusted Budgeted Revenue	1st Quarter Ending March 31	2nd Quarter Ending June 30	3rd Quarter Ending Sept. 30	4th Quarter Ending Dec. 31	Total	1st Quarter Ending March 31	2nd Quarter Ending June 30	3rd Quarter Ending Sept. 30	4th Quarter Ending Dec. 31	TOTAL	Unutilized Budget	Unpaid Obligations	
																5=[(3+(-4))]	6
General Administration and Support	10000000000000	58,341,892.82	0.00	58,341,892.82	3,228,217.29	5,727,594.69	5,490,962.09	0.00	14,446,774.07	3,228,217.29	5,632,228.15	5,586,328.63	0.00	14,446,774.07	43,895,118.75	0.00	0.00
General Management and Supervision	100000100001000	58,341,892.82	0.00	58,341,892.82	3,228,217.29	5,727,594.69	5,490,962.09	0.00	14,446,774.07	3,228,217.29	5,632,228.15	5,586,328.63	0.00	14,446,774.07	43,895,118.75	0.00	0.00
PS		0.00	0.00	0.00	0.00	0.00	0.00	0.00	0.00	0.00	0.00	0.00	0.00	0.00	0.00	0.00	0.00
MOOE		47,165,142.82	0.00	47,165,142.82	3,228,217.29	5,696,694.69	5,490,962.09	0.00	14,415,874.07	3,228,217.29	5,632,228.15	5,555,428.63	0.00	14,415,874.07	32,749,268.75	0.00	0.00
CO		11,176,750.00	0.00	11,176,750.00	0.00	30,900.00	0.00	0.00	30,900.00	0.00	0.00	30,900.00	0.00	30,900.00	11,145,850.00	0.00	0.00
Sub-Total, General Administration and Support		58,341,892.82	0.00	58,341,892.82	3,228,217.29	5,727,594.69	5,490,962.09	0.00	14,446,774.07	3,228,217.29	5,632,228.15	5,586,328.63	0.00	14,446,774.07	43,895,118.75	0.00	0.00
PS		0.00	0.00	0.00	0.00	0.00	0.00	0.00	0.00	0.00	0.00	0.00	0.00	0.00	0.00	0.00	0.00
MOOE		47,165,142.82	0.00	47,165,142.82	3,228,217.29	5,696,694.69	5,490,962.09	0.00	14,415,874.07	3,228,217.29	5,632,228.15	5,555,428.63	0.00	14,415,874.07	32,749,268.75	0.00	0.00
FinEx (If Applicable)		0.00	0.00	0.00	0.00	0.00	0.00	0.00	0.00	0.00	0.00	0.00	0.00	0.00	0.00	0.00	0.00
CO		11,176,750.00	0.00	11,176,750.00	0.00	30,900.00	0.00	0.00	30,900.00	0.00	0.00	30,900.00	0.00	30,900.00	11,145,850.00	0.00	0.00
Operations	3000000000000000	39,479,505.38	0.00	39,479,505.38	1,901,986.28	20,961,923.08	5,588,865.97	0.00	28,452,775.33	1,315,279.56	9,721,467.32	10,382,512.43	0.00	21,419,259.31	11,026,730.05	0.00	7,033,516.02
OO : Relevant and quality tertiary education ensured to achieve inclusive growth and access of poor but deserving students to quality tertiary education increased	3100000000000000	31,691,771.00	0.00	31,691,771.00	1,386,464.22	18,671,894.64	5,022,807.69	0.00	25,081,166.55	985,493.86	7,791,498.52	9,353,808.15	0.00	18,130,800.53	6,610,604.45	0.00	6,950,366.02
HIGHER EDUCATION PROGRAM	3101000000000000	31,691,771.00	0.00	31,691,771.00	1,386,464.22	18,671,894.64	5,022,807.69	0.00	25,081,166.55	985,493.86	7,791,498.52	9,353,808.15	0.00	18,130,800.53	6,610,604.45	0.00	6,950,366.02
Provision of Higher Education Services	310100100002000	31,691,771.00	0.00	31,691,771.00	1,386,464.22	18,671,894.64	5,022,807.69	0.00	25,081,166.55	985,493.86	7,791,498.52	9,353,808.15	0.00	18,130,800.53	6,610,604.45	0.00	6,950,366.02
PS		0.00	0.00	0.00	0.00	0.00	0.00	0.00	0.00	0.00	0.00	0.00	0.00	0.00	0.00	0.00	0.00
MOOE		17,911,521.33	0.00	17,911,521.33	1,386,464.22	8,765,600.64	4,136,107.69	0.00	14,288,172.55	985,493.86	5,769,844.52	6,287,058.15	0.00	13,042,396.53	3,623,348.78	0.00	1,245,776.02
CO		13,780,249.67	0.00	13,780,249.67	0.00	9,906,294.00	886,700.00	0.00	10,792,994.00	0.00	2,021,654.00	3,066,750.00	0.00	5,088,404.00	2,987,255.67	0.00	5,704,590.00
OO : Higher education research improved to promote economic productivity and innovation	3200000000000000	4,146,800.18	0.00	4,146,800.18	161,894.40	216,550.14	340,711.60	0.00	719,156.14	161,894.40	205,750.14	351,511.60	0.00	719,156.14	3,427,644.04	0.00	0.00
RESEARCH PROGRAM	3202000000000000	4,146,800.18	0.00	4,146,800.18	161,894.40	216,550.14	340,711.60	0.00	719,156.14	161,894.40	205,750.14	351,511.60	0.00	719,156.14	3,427,644.04	0.00	0.00
Conduct of Research Services	320200100001000	4,146,800.18	0.00	4,146,800.18	161,894.40	216,550.14	340,711.60	0.00	719,156.14	161,894.40	205,750.14	351,511.60	0.00	719,156.14	3,427,644.04	0.00	0.00
PS		0.00	0.00	0.00	0.00	0.00	0.00	0.00	0.00	0.00	0.00	0.00	0.00	0.00	0.00	0.00	0.00
MOOE		1,796,800.18	0.00	1,796,800.18	161,894.40	216,550.14	340,711.60	0.00	719,156.14	161,894.40	205,750.14	351,511.60	0.00	719,156.14	1,077,644.04	0.00	0.00
CO		2,350,000.00	0.00	2,350,000.00	0.00	0.00	0.00	0.00	0.00	0.00	0.00	0.00	0.00	0.00	2,350,000.00	0.00	0.00
OO : Community engagement increased	3300000000000000	3,640,934.20	0.00	3,640,934.20	353,627.66	2,073,478.30	225,346.68	0.00	2,652,452.64	167,891.30	1,724,218.66	677,192.68	0.00	2,569,302.64	988,481.56	0.00	83,150.00
TECHNICAL ADVISORY EXTENSION PROGRAM	3301000000000000	3,640,934.20	0.00	3,640,934.20	353,627.66	2,073,478.30	225,346.68	0.00	2,652,452.64	167,891.30	1,724,218.66	677,192.68	0.00	2,569,302.64	988,481.56	0.00	83,150.00
Provision of Extension Services	330100100001000	3,640,934.20	0.00	3,640,934.20	353,627.66	2,073,478.30	225,346.68	0.00	2,652,452.64	167,891.30	1,724,218.66	677,192.68	0.00	2,569,302.64	988,481.56	0.00	83,150.00


This report was generated using the Unified Reporting System on null version.FAR2.1.1 ; Status : SUBMITTED

Department : State Universities and Colleges (SUCs)
 Agency/Entity : J. H. Cerilles State College
 Operating Unit : < not applicable >
 Organization Code (UACS) : 08 084 0000000
 Fund Cluster : 05 Internally Generated Funds
 (e.g. UACS Fund Cluster: 05-Internally Generated Funds and 06-Business Related Funds)


Particulars	UACS CODE	Approved Budget			Utilizations					Disbursements					Balances		
		Approved Budgeted Revenue	Adjustments (Reductions, Modifications/)	Adjusted Budgeted Revenue	1st Quarter Ending March 31	2nd Quarter Ending June 30	3rd Quarter Ending Sept. 30	4th Quarter Ending Dec. 31	Total	1st Quarter Ending March 31	2nd Quarter Ending June 30	3rd Quarter Ending Sept. 30	4th Quarter Ending Dec. 31	TOTAL	Unutilized Budget	Unpaid Obligations	
																5=[(3+(-4))]	6
PS		0.00	0.00	0.00	0.00	0.00	0.00	0.00	0.00	0.00	0.00	0.00	0.00	0.00	0.00	0.00	0.00
MOOE		3,400,934.20	0.00	3,400,934.20	353,627.66	1,843,527.30	225,346.68	0.00	2,422,501.64	167,891.30	1,627,737.66	543,722.68	0.00	2,339,351.64	978,432.56	0.00	83,150.00
CO		240,000.00	0.00	240,000.00	0.00	229,951.00	0.00	0.00	229,951.00	0.00	96,481.00	133,470.00	0.00	229,951.00	10,049.00	0.00	0.00
Sub-Total, Operations		39,479,505.38	0.00	39,479,505.38	1,901,986.28	20,961,923.08	5,588,865.97	0.00	28,452,775.33	1,315,279.56	9,721,467.32	10,382,512.43	0.00	21,419,259.31	11,026,730.05	0.00	7,033,516.02
PS		0.00	0.00	0.00	0.00	0.00	0.00	0.00	0.00	0.00	0.00	0.00	0.00	0.00	0.00	0.00	0.00
MOOE		23,109,255.71	0.00	23,109,255.71	1,901,986.28	10,825,678.08	4,702,165.97	0.00	17,429,830.33	1,315,279.56	7,603,332.32	7,182,292.43	0.00	16,100,904.31	5,679,425.38	0.00	1,328,926.02
FinEx (If Applicable)		0.00	0.00	0.00	0.00	0.00	0.00	0.00	0.00	0.00	0.00	0.00	0.00	0.00	0.00	0.00	0.00
CO		16,370,249.67	0.00	16,370,249.67	0.00	10,136,245.00	886,700.00	0.00	11,022,945.00	0.00	2,118,135.00	3,200,220.00	0.00	5,318,355.00	5,347,304.67	0.00	5,704,590.00
GRAND TOTAL		97,821,398.20	0.00	97,821,398.20	5,130,203.57	26,689,517.77	11,079,828.06	0.00	42,899,549.40	4,543,496.85	15,353,695.47	15,968,841.06	0.00	35,866,033.38	54,921,848.80	0.00	7,033,516.02
PS		0.00	0.00	0.00	0.00	0.00	0.00	0.00	0.00	0.00	0.00	0.00	0.00	0.00	0.00	0.00	0.00
MOOE		70,274,398.53	0.00	70,274,398.53	5,130,203.57	16,522,372.77	10,193,128.06	0.00	31,845,704.40	4,543,496.85	13,235,560.47	12,737,721.06	0.00	30,516,778.38	38,428,694.13	0.00	1,328,926.02

FinEx (if Applicable)		0.00	0.00	0.00	0.00	0.00	0.00	0.00	0.00	0.00	0.00	0.00	0.00	0.00	0.00	0.00	0.00
CO		27,546,999.67	0.00	27,546,999.67	0.00	10,167,145.00	886,700.00	0.00	11,053,845.00	0.00	2,118,135.00	3,231,120.00	0.00	5,349,255.00	16,493,154.67	0.00	5,704,590.00


Certified Correct:


WILFREDO M. BARNIDO JR.
 Budget Officer
 Date: 2021-10-26 14:33:37


Certified Correct:


CHRISME A. ORQUILLAS
 Accountant
 Date: 2021-10-26 14:33:37

Recommending Approval By:


ADELINA A. URSAIZ
 Chief Administrative Officer
 Date: 2021-10-26 17:57:37

Approved By:


MARY JOCELYN V. BATTUNG
 President
 Date: 2021-10-27 20:11:37