

STATEMENT OF APPROVED BUDGET, UTILIZATIONS, DISBURSEMENTS AND BALANCES

(For Off-Budgetary Funds)

As at the Quarter Ending March 31, 2021


Department : State Universities and Colleges (SUCs)
 Agency/Entity : J. H. Cerilles State College
 Operating Unit : < not applicable >
 Organization Code (UACS) : 08 084 0000000
 Fund Cluster : 05 Internally Generated Funds


(e.g. UACS Fund Cluster: 05-Internally Generated Funds and 06-Business Related Funds)

Particulars	UACS CODE	Approved Budget			Utilizations					Disbursements					Balances		
		Approved Budgeted Revenue	Adjustments (Reductions, Modifications/)	Adjusted Budgeted Revenue	1st Quarter Ending March 31	2nd Quarter Ending June 30	3rd Quarter Ending Sept. 30	4th Quarter Ending Dec. 31	Total	1st Quarter Ending March 31	2nd Quarter Ending June 30	3rd Quarter Ending Sept. 30	4th Quarter Ending Dec. 31	TOTAL	Unutilized Budget	Unpaid Obligations	
																Due and Demandable	Not Yet Due and Demandable
1	2	3	4	5=[(3+(-4))]	6	7	8	9	10=(6+7+8+9)	11	12	13	14	15=(11+12+13+14)	16=(5-10)	17	18
General Administration and Support	1000000000000000	58,341,892.82	0.00	58,341,892.82	3,228,217.29	0.00	0.00	0.00	3,228,217.29	3,228,217.29	0.00	0.00	0.00	3,228,217.29	55,113,675.53	0.00	0.00
General Management and Supervision	1000001000010000	58,341,892.82	0.00	58,341,892.82	3,228,217.29	0.00	0.00	0.00	3,228,217.29	3,228,217.29	0.00	0.00	0.00	3,228,217.29	55,113,675.53	0.00	0.00
PS		0.00	0.00	0.00	0.00	0.00	0.00	0.00	0.00	0.00	0.00	0.00	0.00	0.00	0.00	0.00	0.00
MOOE		47,165,142.82	0.00	47,165,142.82	3,228,217.29	0.00	0.00	0.00	3,228,217.29	3,228,217.29	0.00	0.00	0.00	3,228,217.29	43,936,925.53	0.00	0.00
CO		11,176,750.00	0.00	11,176,750.00	0.00	0.00	0.00	0.00	0.00	0.00	0.00	0.00	0.00	0.00	11,176,750.00	0.00	0.00
Sub-Total, General Administration and Support		58,341,892.82	0.00	58,341,892.82	3,228,217.29	0.00	0.00	0.00	3,228,217.29	3,228,217.29	0.00	0.00	0.00	3,228,217.29	55,113,675.53	0.00	0.00
PS		0.00	0.00	0.00	0.00	0.00	0.00	0.00	0.00	0.00	0.00	0.00	0.00	0.00	0.00	0.00	0.00
MOOE		47,165,142.82	0.00	47,165,142.82	3,228,217.29	0.00	0.00	0.00	3,228,217.29	3,228,217.29	0.00	0.00	0.00	3,228,217.29	43,936,925.53	0.00	0.00
FinEx (if Applicable)		0.00	0.00	0.00	0.00	0.00	0.00	0.00	0.00	0.00	0.00	0.00	0.00	0.00	0.00	0.00	0.00
CO		11,176,750.00	0.00	11,176,750.00	0.00	0.00	0.00	0.00	0.00	0.00	0.00	0.00	0.00	0.00	11,176,750.00	0.00	0.00
Operations	3000000000000000	39,479,505.38	0.00	39,479,505.38	1,901,986.28	0.00	0.00	0.00	1,901,986.28	1,315,279.56	0.00	0.00	0.00	1,315,279.56	37,577,519.10	0.00	586,706.72
OO : Relevant and quality tertiary education ensured to achieve inclusive growth and access of poor but deserving	3100000000000000	31,691,771.00	0.00	31,691,771.00	1,386,464.22	0.00	0.00	0.00	1,386,464.22	985,493.86	0.00	0.00	0.00	985,493.86	30,305,306.78	0.00	400,970.36
HIGHER EDUCATION PROGRAM	3101000000000000	31,691,771.00	0.00	31,691,771.00	1,386,464.22	0.00	0.00	0.00	1,386,464.22	985,493.86	0.00	0.00	0.00	985,493.86	30,305,306.78	0.00	400,970.36
Provision of Higher Education Services	3101001000002000	31,691,771.00	0.00	31,691,771.00	1,386,464.22	0.00	0.00	0.00	1,386,464.22	985,493.86	0.00	0.00	0.00	985,493.86	30,305,306.78	0.00	400,970.36
PS		0.00	0.00	0.00	0.00	0.00	0.00	0.00	0.00	0.00	0.00	0.00	0.00	0.00	0.00	0.00	0.00
MOOE		16,944,771.00	0.00	16,944,771.00	1,386,464.22	0.00	0.00	0.00	1,386,464.22	985,493.86	0.00	0.00	0.00	985,493.86	15,558,306.78	0.00	400,970.36
CO		14,747,000.00	0.00	14,747,000.00	0.00	0.00	0.00	0.00	0.00	0.00	0.00	0.00	0.00	0.00	14,747,000.00	0.00	0.00
OO : Higher education research improved to promote economic productivity and innovation	3200000000000000	4,146,800.18	0.00	4,146,800.18	161,894.40	0.00	0.00	0.00	161,894.40	161,894.40	0.00	0.00	0.00	161,894.40	3,984,905.78	0.00	0.00
RESEARCH PROGRAM	3202000000000000	4,146,800.18	0.00	4,146,800.18	161,894.40	0.00	0.00	0.00	161,894.40	161,894.40	0.00	0.00	0.00	161,894.40	3,984,905.78	0.00	0.00
Conduct of Research Services	3202001000001000	4,146,800.18	0.00	4,146,800.18	161,894.40	0.00	0.00	0.00	161,894.40	161,894.40	0.00	0.00	0.00	161,894.40	3,984,905.78	0.00	0.00
PS		0.00	0.00	0.00	0.00	0.00	0.00	0.00	0.00	0.00	0.00	0.00	0.00	0.00	0.00	0.00	0.00
MOOE		1,796,800.18	0.00	1,796,800.18	161,894.40	0.00	0.00	0.00	161,894.40	161,894.40	0.00	0.00	0.00	161,894.40	1,634,905.78	0.00	0.00
CO		2,350,000.00	0.00	2,350,000.00	0.00	0.00	0.00	0.00	0.00	0.00	0.00	0.00	0.00	0.00	2,350,000.00	0.00	0.00
OO : Community engagement increased	3300000000000000	3,640,934.20	0.00	3,640,934.20	353,627.66	0.00	0.00	0.00	353,627.66	167,891.30	0.00	0.00	0.00	167,891.30	3,287,306.54	0.00	185,736.36
TECHNICAL ADVISORY EXTENSION PROGRAM	3301000000000000	3,640,934.20	0.00	3,640,934.20	353,627.66	0.00	0.00	0.00	353,627.66	167,891.30	0.00	0.00	0.00	167,891.30	3,287,306.54	0.00	185,736.36
Provision of Extension Services	3301001000001000	3,640,934.20	0.00	3,640,934.20	353,627.66	0.00	0.00	0.00	353,627.66	167,891.30	0.00	0.00	0.00	167,891.30	3,287,306.54	0.00	185,736.36


Department : State Universities and Colleges (SUCs)
 Agency/Entity : J. H. Cerilles State College
 Operating Unit : < not applicable >
 Organization Code (UACS) : 08 084 0000000
 Fund Cluster : 05 Internally Generated Funds
 (e.g. UACS Fund Cluster: 05-Internally Generated Funds and 06-Business Related Funds)

Particulars	UACS CODE	Approved Budget			Utilizations					Disbursements					Balances		
		Approved Budgeted Revenue	Adjustments (Reductions, Modifications/)	Adjusted Budgeted Revenue	1st Quarter Ending March 31	2nd Quarter Ending June 30	3rd Quarter Ending Sept. 30	4th Quarter Ending Dec. 31	Total	1st Quarter Ending March 31	2nd Quarter Ending June 30	3rd Quarter Ending Sept. 30	4th Quarter Ending Dec. 31	TOTAL	Unutilized Budget	Unpaid Obligations	
																Due and Demandable	Not Yet Due and Demandable
1	2	3	4	5=[(3+(-)4)]	6	7	8	9	10=(6+7+8+9)	11	12	13	14	15=(11+12+13+14)	16=(5-10)	17	18
PS		0.00	0.00	0.00	0.00	0.00	0.00	0.00	0.00	0.00	0.00	0.00	0.00	0.00	0.00	0.00	0.00
MOOE		3,400,934.20	0.00	3,400,934.20	353,627.66	0.00	0.00	0.00	353,627.66	167,891.30	0.00	0.00	0.00	167,891.30	3,047,306.54	0.00	185,736.36
CO		240,000.00	0.00	240,000.00	0.00	0.00	0.00	0.00	0.00	0.00	0.00	0.00	0.00	0.00	240,000.00	0.00	0.00
Sub-Total, Operations		39,479,505.38	0.00	39,479,505.38	1,901,986.28	0.00	0.00	0.00	1,901,986.28	1,315,279.56	0.00	0.00	0.00	1,315,279.56	37,577,519.10	0.00	586,706.72
PS		0.00	0.00	0.00	0.00	0.00	0.00	0.00	0.00	0.00	0.00	0.00	0.00	0.00	0.00	0.00	0.00
MOOE		22,142,505.38	0.00	22,142,505.38	1,901,986.28	0.00	0.00	0.00	1,901,986.28	1,315,279.56	0.00	0.00	0.00	1,315,279.56	20,240,519.10	0.00	586,706.72
FinEx (if Applicable)		0.00	0.00	0.00	0.00	0.00	0.00	0.00	0.00	0.00	0.00	0.00	0.00	0.00	0.00	0.00	0.00
CO		17,337,000.00	0.00	17,337,000.00	0.00	0.00	0.00	0.00	0.00	0.00	0.00	0.00	0.00	0.00	17,337,000.00	0.00	0.00
GRAND TOTAL		97,821,398.20	0.00	97,821,398.20	5,130,203.57	0.00	0.00	0.00	5,130,203.57	4,543,496.85	0.00	0.00	0.00	4,543,496.85	92,691,194.63	0.00	586,706.72
PS		0.00	0.00	0.00	0.00	0.00	0.00	0.00	0.00	0.00	0.00	0.00	0.00	0.00	0.00	0.00	0.00
MOOE		69,307,648.20	0.00	69,307,648.20	5,130,203.57	0.00	0.00	0.00	5,130,203.57	4,543,496.85	0.00	0.00	0.00	4,543,496.85	64,177,444.63	0.00	586,706.72
FinEx (if Applicable)		0.00	0.00	0.00	0.00	0.00	0.00	0.00	0.00	0.00	0.00	0.00	0.00	0.00	0.00	0.00	0.00
CO		28,513,750.00	0.00	28,513,750.00	0.00	0.00	0.00	0.00	0.00	0.00	0.00	0.00	0.00	0.00	28,513,750.00	0.00	0.00

Prepared by: 
 WILFREDO M. BARNIDO JR.
 Budget Officer

Certified Correct: 
 CHRISME A. ORQUILLAS
 Accountant

Recommending Approval: 
 ADELINA A. ORSAIZ
 Chief Administrative Officer

Approved by: 
 MARY JOCELYN V. BATTUNG
 President