

SUMMARY OF APPROPRIATIONS, ALLOTMENTS, OBLIGATIONS, DISBURSEMENTS AND BALANCES BY OBJECT OF EXPENDITURES

As at the Quarter Ending September 30, 2021

Department : State Universities and Colleges (SUCs)
 Agency : J. H. Cerilles State College
 Operating Unit : < not applicable >
 Organization Code (UAACS) : 08 084 0000000
 Fund Cluster : 01 Regular Agency Fund

X	Current Year Appropriations
	Supplemental Appropriations
	Continuing Appropriations


(e.g. UAACS Fund Cluster: 01-Regular Agency Fund, 02-Foreign Assisted Projects Fund, 03-Special Account-Locally Funded/Domestic Grants Fund, and 04-Special Account-Foreign Assisted/Foreign Grants Fund)

Particulars	UAACS CODE	Appropriations					Allotments		Obligations					Disbursements					Balances				
		Authorized Appropriations	Adjustments (Transfer To/From, Modifications/Augmentations)	Adjusted Appropriations	Allotments Received	Adjustments (Reductions, Modifications/Augmentations)	Transfer To	Transfer From	Adjusted Allotments	1st Quarter Ending March 31	2nd Quarter Ending June 30	3rd Quarter Ending Sept. 30	4th Quarter Ending Dec. 31	TOTAL	1st Quarter Ending March 31	2nd Quarter Ending June 30	3rd Quarter Ending Sept. 30	4th Quarter Ending Dec. 31	TOTAL	Unreleased Appropriations	Unobligated Allotments	Unpaid Obligations (15-20)=(23+24)	
																						23	24
		3	4	5=(3+4)	6	7	8	9	10=[(6+(-)7)-8+9]	11	12	13	14	15=(11+12+13+14)	16	17	18	19	20=(16+17+18+19)	21=(5-10)	22=(10-15)	23	24
SUMMARY		276,754,000.00	985,403.00	277,739,403.00	263,225,384.00	662,946.00	0.00	0.00	263,888,330.00	44,989,159.32	61,704,069.85	74,283,701.94	0.00	180,976,931.11	42,610,333.85	61,340,325.89	41,455,060.80	0.00	145,405,720.54	13,851,073.00	82,911,398.89	0.00	35,571,210.57
A. AGENCY SPECIFIC BUDGET		263,284,000.00	0.00	263,284,000.00	249,432,927.00	0.00	0.00	0.00	249,432,927.00	41,250,317.82	58,616,311.76	71,142,132.60	0.00	171,008,762.18	38,871,492.35	58,252,567.80	38,313,491.46	0.00	135,437,551.61	13,851,073.00	78,424,164.82	0.00	35,571,210.57
Personnel Services		160,138,000.00	0.00	160,138,000.00	157,286,927.00	0.00	0.00	0.00	157,286,927.00	29,490,559.91	36,818,585.79	30,180,885.76	0.00	96,490,031.46	29,490,559.91	36,818,585.79	30,132,885.76	0.00	96,442,031.46	2,851,073.00	60,736,895.54	0.00	48,000.00
Salaries and Wages	501010000	114,987,000.00	0.00	114,987,000.00	114,987,000.00	0.00	0.00	0.00	114,987,000.00	25,808,523.67	26,121,090.32	26,383,031.75	0.00	78,312,645.74	25,808,523.67	26,121,090.32	26,383,031.75	0.00	78,312,645.74	0.00	36,674,354.26	0.00	0.00
Salaries and Wages - Regular	501010100	112,252,000.00	0.00	112,252,000.00	112,252,000.00	0.00	0.00	0.00	112,252,000.00	25,655,842.89	25,731,317.42	26,179,744.36	0.00	77,566,904.67	25,655,842.89	25,731,317.42	26,179,744.36	0.00	77,566,904.67	0.00	34,685,095.33	0.00	0.00
Basic Salary - Civilian	501010101	112,252,000.00	0.00	112,252,000.00	112,252,000.00	0.00	0.00	0.00	112,252,000.00	25,655,842.89	25,731,317.42	26,179,744.36	0.00	77,566,904.67	25,655,842.89	25,731,317.42	26,179,744.36	0.00	77,566,904.67	0.00	34,685,095.33	0.00	0.00
Salaries and Wages - Casual/Contractual	501010200	2,735,000.00	0.00	2,735,000.00	2,735,000.00	0.00	0.00	0.00	2,735,000.00	152,880.78	389,772.90	203,287.39	0.00	745,741.07	152,880.78	389,772.90	203,287.39	0.00	745,741.07	0.00	1,989,258.93	0.00	0.00
Other Compensation	501020000	33,119,000.00	0.00	33,119,000.00	33,119,000.00	0.00	0.00	0.00	33,119,000.00	3,184,374.41	10,197,187.59	3,287,284.11	0.00	16,668,846.11	3,184,374.41	10,197,187.59	3,239,284.11	0.00	16,620,846.11	0.00	16,450,153.89	0.00	48,000.00
Personal Economic Relief Allowance (PERA)	501020100	6,624,000.00	0.00	6,624,000.00	6,624,000.00	0.00	0.00	0.00	6,624,000.00	1,520,703.78	1,534,200.11	1,567,645.20	0.00	4,622,549.09	1,520,703.78	1,534,200.11	1,567,645.20	0.00	4,622,549.09	0.00	2,001,450.91	0.00	0.00
PERA - Civilian	501020101	6,624,000.00	0.00	6,624,000.00	6,624,000.00	0.00	0.00	0.00	6,624,000.00	1,520,703.78	1,534,200.11	1,567,645.20	0.00	4,622,549.09	1,520,703.78	1,534,200.11	1,567,645.20	0.00	4,622,549.09	0.00	2,001,450.91	0.00	0.00
Representation Allowance (RA)	501020200	108,000.00	0.00	108,000.00	108,000.00	0.00	0.00	0.00	108,000.00	25,500.00	28,500.00	27,000.00	0.00	81,000.00	25,500.00	28,500.00	27,000.00	0.00	81,000.00	0.00	27,000.00	0.00	0.00
Transportation Allowance (TA)	501020300	108,000.00	0.00	108,000.00	108,000.00	0.00	0.00	0.00	108,000.00	25,500.00	28,500.00	27,000.00	0.00	81,000.00	25,500.00	28,500.00	27,000.00	0.00	81,000.00	0.00	27,000.00	0.00	0.00
Transportation Allowance (TA)	501020301	108,000.00	0.00	108,000.00	108,000.00	0.00	0.00	0.00	108,000.00	25,500.00	28,500.00	27,000.00	0.00	81,000.00	25,500.00	28,500.00	27,000.00	0.00	81,000.00	0.00	27,000.00	0.00	0.00
Clothing/Uniform Allowance	501020400	1,656,000.00	0.00	1,656,000.00	1,656,000.00	0.00	0.00	0.00	1,656,000.00	1,482,000.00	0.00	48,000.00	0.00	1,530,000.00	1,482,000.00	0.00	0.00	0.00	1,482,000.00	0.00	126,000.00	0.00	48,000.00
Clothing/Uniform Allowance - Civilian	501020401	1,656,000.00	0.00	1,656,000.00	1,656,000.00	0.00	0.00	0.00	1,656,000.00	1,482,000.00	0.00	48,000.00	0.00	1,530,000.00	1,482,000.00	0.00	0.00	0.00	1,482,000.00	0.00	126,000.00	0.00	48,000.00
Subsistence Allowance (SA)	501020500	26,000.00	2,818.15	28,818.15	26,000.00	2,818.15	0.00	0.00	28,818.15	7,545.45	10,636.35	10,636.35	0.00	28,818.15	7,545.45	10,636.35	10,636.35	0.00	28,818.15	0.00	0.00	0.00	0.00
Subsistence Allowance - Magna Carta for Public Health Workers under R.A. 7305	501020503	26,000.00	2,818.15	28,818.15	26,000.00	2,818.15	0.00	0.00	28,818.15	7,545.45	10,636.35	10,636.35	0.00	28,818.15	7,545.45	10,636.35	10,636.35	0.00	28,818.15	0.00	0.00	0.00	0.00
Honoraria	501021000	3,129,000.00	(1,504,068.15)	1,624,931.85	3,129,000.00	(1,504,068.15)	0.00	0.00	1,624,931.85	123,125.18	146,022.13	105,752.56	0.00	374,899.87	123,125.18	146,022.13	105,752.56	0.00	374,899.87	0.00	1,250,031.98	0.00	0.00
Honoraria - Civilian	501021001	2,921,000.00	(1,504,068.15)	1,416,931.85	2,921,000.00	(1,504,068.15)	0.00	0.00	1,416,931.85	123,125.18	146,022.13	105,752.56	0.00	374,899.87	123,125.18	146,022.13	105,752.56	0.00	374,899.87	0.00	1,042,031.98	0.00	0.00
Honoraria - Magna Carta Benefits for Public Health Social Workers under R.A.7305	501021004	208,000.00	0.00	208,000.00	208,000.00	0.00	0.00	0.00	208,000.00	0.00	0.00	0.00	0.00	0.00	0.00	0.00	0.00	0.00	0.00	0.00	208,000.00	0.00	0.00
Hazard Pay (HP)	501021100	0.00	1,501,250.00	1,501,250.00	0.00	1,501,250.00	0.00	0.00	1,501,250.00	0.00	0.00	1,501,250.00	0.00	1,501,250.00	0.00	0.00	1,501,250.00	0.00	1,501,250.00	0.00	0.00	0.00	0.00
Hazard Pay	501021101	0.00	1,501,250.00	1,501,250.00	0.00	1,501,250.00	0.00	0.00	1,501,250.00	0.00	0.00	1,501,250.00	0.00	1,501,250.00	0.00	0.00	1,501,250.00	0.00	1,501,250.00	0.00	0.00	0.00	0.00
Year End Bonus	501021400	9,354,000.00	0.00	9,354,000.00	9,354,000.00	0.00	0.00	0.00	9,354,000.00	0.00	0.00	0.00	0.00	0.00	0.00	0.00	0.00	0.00	0.00	0.00	9,354,000.00	0.00	0.00
Bonus - Civilian	501021401	9,354,000.00	0.00	9,354,000.00	9,354,000.00	0.00	0.00	0.00	9,354,000.00	0.00	0.00	0.00	0.00	0.00	0.00	0.00	0.00	0.00	0.00	0.00	9,354,000.00	0.00	0.00
Cash Gift	501021500	1,380,000.00	0.00	1,380,000.00	1,380,000.00	0.00	0.00	0.00	1,380,000.00	0.00	0.00	0.00	0.00	0.00	0.00	0.00	0.00	0.00	0.00	0.00	1,380,000.00	0.00	0.00
Cash Gift - Civilian	501021501	1,380,000.00	0.00	1,380,000.00	1,380,000.00	0.00	0.00	0.00	1,380,000.00	0.00	0.00	0.00	0.00	0.00	0.00	0.00	0.00	0.00	0.00	0.00	1,380,000.00	0.00	0.00
Mid-Year Bonus - Civilian	501021600	9,354,000.00	0.00	9,354,000.00	9,354,000.00	0.00	0.00	0.00	9,354,000.00	0.00	8,449,329.00	0.00	0.00	8,449,329.00	0.00	8,449,329.00	0.00	0.00	8,449,329.00	0.00	904,671.00	0.00	0.00
Mid-Year Bonus - Civilian	501021601	9,354,000.00	0.00	9,354,000.00	9,354,000.00	0.00	0.00	0.00	9,354,000.00	0.00	8,449,329.00	0.00	0.00	8,449,329.00	0.00	8,449,329.00	0.00	0.00	8,449,329.00	0.00	904,671.00	0.00	0.00
Other Bonuses and Allowances	501029900	1,380,000.00	0.00	1,380,000.00	1,380,000.00	0.00	0.00	0.00	1,380,000.00	0.00	0.00	0.00	0.00	0.00	0.00	0.00	0.00	0.00	0.00	0.00	1,380,000.00	0.00	0.00
Productivity Enhancement Incentive - Civilian	501029912	1,380,000.00	0.00	1,380,000.00	1,380,000.00	0.00	0.00	0.00	1,380,000.00	0.00	0.00	0.00	0.00	0.00	0.00	0.00	0.00	0.00	0.00	0.00	1,380,000.00	0.00	0.00
Personnel Benefit Contributions	501030000	1,957,000.00	0.00	1,957,000.00	1,957,000.00	0.00	0.00	0.00	1,957,000.00	497,661.83	500,307.88	510,569.90	0.00	1,508,539.61	497,661.83	500,307.88	510,569.90	0.00	1,508,539.61	0.00	448,460.39	0.00	0.00
Pag-BIG Contributions	501030200	331,000.00	0.00	331,000.00	331,000.00	0.00	0.00	0.00	331,000.00	75,900.00	76,700.00	78,300.00	0.00	230,900.00	75,900.00	76,700.00	78,300.00	0.00	230,900.00	0.00	100,100.00	0.00	0.00
Pag-BIG - Civilian	501030201	331,000.00	0.00	331,000.00	331,000.00	0.00	0.00	0.00	331,000.00	75,900.00	76,700.00	78,300.00	0.00	230,900.00	75,900.00	76,700.00	78,300.00	0.00	230,900.00	0.00	100,100.00	0.00	0.00
PhilHealth Contributions	501030300	1,295,000.00	0.00	1,295,000.00	1,295,000.00	0.00	0.00	0.00	1,295,0														

1	2	3	4	5=(3+4)	6	7	8	9	10=[(6+(-)7)-8+9]	11	12	13	14	15=(11+12+13+14+9)	16	17	18	19	20=(16+17+18+19)	21=(5-10)	22=(10-15)	23	24
Traveling Expenses	5020100000	3,682,000.00	(2,721,301.48)	960,698.52	3,682,000.00	(2,721,301.48)	0.00	0.00	960,698.52	253,610.00	91,860.00	0.00	0.00	345,470.00	245,510.00	94,540.00	0.00	0.00	340,050.00	0.00	615,228.52	0.00	5,420.00
Traveling Expenses - Local	5020101000	3,682,000.00	(2,721,301.48)	960,698.52	3,682,000.00	(2,721,301.48)	0.00	0.00	960,698.52	253,610.00	91,860.00	0.00	0.00	345,470.00	245,510.00	94,540.00	0.00	0.00	340,050.00	0.00	615,228.52	0.00	5,420.00
Training and Scholarship Expenses	5020200000	1,480,000.00	(19,452.00)	1,460,548.00	1,480,000.00	(19,452.00)	0.00	0.00	1,460,548.00	431,133.00	195,350.00	393,605.00	0.00	1,020,088.00	431,133.00	176,850.00	272,055.00	0.00	880,038.00	0.00	440,460.00	0.00	140,050.00
Training Expenses	5020201000	1,480,000.00	(19,452.00)	1,460,548.00	1,480,000.00	(19,452.00)	0.00	0.00	1,460,548.00	431,133.00	195,350.00	393,605.00	0.00	1,020,088.00	431,133.00	176,850.00	272,055.00	0.00	880,038.00	0.00	440,460.00	0.00	140,050.00
Training Expenses	5020201002	1,480,000.00	(19,452.00)	1,460,548.00	1,480,000.00	(19,452.00)	0.00	0.00	1,460,548.00	431,133.00	195,350.00	393,605.00	0.00	1,020,088.00	431,133.00	176,850.00	272,055.00	0.00	880,038.00	0.00	440,460.00	0.00	140,050.00
Supplies and Materials Expenses	5020300000	6,669,000.00	1,346,795.10	8,015,795.10	6,669,000.00	1,346,795.10	0.00	0.00	8,015,795.10	3,364,939.95	1,934,236.76	449,723.99	0.00	5,748,900.70	1,421,982.95	3,742,071.76	528,018.25	0.00	5,692,072.96	0.00	2,266,694.40	0.00	56,827.74
Office Supplies Expenses	5020301000	3,312,000.00	(200,000.00)	3,112,000.00	3,312,000.00	(200,000.00)	0.00	0.00	3,112,000.00	1,768,105.25	704,211.85	17,895.00	0.00	2,490,212.10	762,711.25	1,703,728.85	23,772.00	0.00	2,490,212.10	0.00	621,787.90	0.00	0.00
Office Supplies Expenses	5020301002	3,312,000.00	(200,000.00)	3,112,000.00	3,312,000.00	(200,000.00)	0.00	0.00	3,112,000.00	1,768,105.25	704,211.85	17,895.00	0.00	2,490,212.10	762,711.25	1,703,728.85	23,772.00	0.00	2,490,212.10	0.00	621,787.90	0.00	0.00
Fuel, Oil and Lubricants Expenses	5020309000	750,000.00	0.00	750,000.00	750,000.00	0.00	0.00	0.00	750,000.00	59,873.95	300,058.31	173,587.74	0.00	533,520.00	59,873.95	299,758.31	127,955.43	0.00	487,587.69	0.00	216,480.00	0.00	45,932.31
Agricultural and Marine Supplies Expenses	5020310000	358,000.00	0.00	358,000.00	358,000.00	0.00	0.00	0.00	358,000.00	82,010.00	62,480.00	0.00	0.00	206,930.00	82,010.00	62,480.00	0.00	0.00	206,930.00	0.00	151,070.00	0.00	0.00
Textbooks and Instructional Materials Expenses	5020311000	200,000.00	732.50	200,732.50	200,000.00	732.50	0.00	0.00	200,732.50	165,920.50	0.00	34,812.00	0.00	200,732.50	165,920.50	0.00	34,812.00	0.00	200,732.50	0.00	0.00	0.00	0.00
Textbooks and Instructional Materials Expenses	5020311001	200,000.00	732.50	200,732.50	200,000.00	732.50	0.00	0.00	200,732.50	165,920.50	0.00	34,812.00	0.00	200,732.50	165,920.50	0.00	34,812.00	0.00	200,732.50	0.00	0.00	0.00	0.00
Other Supplies and Materials Expenses	5020399000	2,049,000.00	1,546,062.60	3,595,062.60	2,049,000.00	1,546,062.60	0.00	0.00	3,595,062.60	1,289,030.25	867,486.60	160,989.25	0.00	2,317,506.10	351,467.25	1,676,104.60	279,038.25	0.00	2,306,610.67	0.00	1,277,556.50	0.00	10,895.43
Utility Expenses	5020400000	4,348,000.00	0.00	4,348,000.00	4,348,000.00	0.00	0.00	0.00	4,348,000.00	895,783.83	905,170.70	1,241,563.90	0.00	3,042,518.43	895,783.83	905,170.70	1,241,563.90	0.00	3,042,518.43	0.00	1,305,481.57	0.00	0.00
Water Expenses	5020401000	608,000.00	0.00	608,000.00	608,000.00	0.00	0.00	0.00	608,000.00	61,720.30	18,723.16	32,098.23	0.00	112,541.69	61,720.30	18,723.16	32,098.23	0.00	112,541.69	0.00	495,458.31	0.00	0.00
Electricity Expenses	5020402000	3,740,000.00	0.00	3,740,000.00	3,740,000.00	0.00	0.00	0.00	3,740,000.00	834,063.53	886,447.54	1,209,465.67	0.00	2,929,976.74	834,063.53	886,447.54	1,209,465.67	0.00	2,929,976.74	0.00	810,023.26	0.00	0.00
Communication Expenses	5020500000	3,505,000.00	0.00	3,505,000.00	3,505,000.00	0.00	0.00	0.00	3,505,000.00	31,785.06	940,083.83	181,176.39	0.00	1,153,045.28	8,985.06	988,151.83	112,934.51	0.00	1,080,071.40	500,000.00	1,851,954.72	0.00	72,973.88
Telephone Expenses	5020502000	1,105,000.00	0.00	1,105,000.00	1,105,000.00	0.00	0.00	0.00	1,105,000.00	31,785.06	200,883.83	181,176.39	0.00	413,845.28	8,985.06	218,951.83	112,934.51	0.00	340,871.40	0.00	691,154.72	0.00	72,973.88
Mobile	5020502001	1,105,000.00	0.00	1,105,000.00	1,105,000.00	0.00	0.00	0.00	1,105,000.00	31,785.06	200,883.83	181,176.39	0.00	413,845.28	8,985.06	218,951.83	112,934.51	0.00	340,871.40	0.00	691,154.72	0.00	72,973.88
Internet Subscription Expenses	5020503000	2,400,000.00	0.00	2,400,000.00	1,900,000.00	0.00	0.00	0.00	1,900,000.00	0.00	739,200.00	0.00	0.00	739,200.00	0.00	739,200.00	0.00	0.00	739,200.00	500,000.00	1,160,800.00	0.00	0.00
Awards/Rewards and Prizes	5020600000	30,000.00	51,070.00	81,070.00	30,000.00	51,070.00	0.00	0.00	81,070.00	0.00	0.00	56,000.00	0.00	56,000.00	0.00	56,000.00	0.00	0.00	56,000.00	0.00	25,070.00	0.00	56,000.00
Awards/Rewards Expenses	5020601000	30,000.00	51,070.00	81,070.00	30,000.00	51,070.00	0.00	0.00	81,070.00	0.00	0.00	56,000.00	0.00	56,000.00	0.00	56,000.00	0.00	0.00	56,000.00	0.00	25,070.00	0.00	56,000.00
Awards/Rewards Expenses	5020601001	30,000.00	51,070.00	81,070.00	30,000.00	51,070.00	0.00	0.00	81,070.00	0.00	0.00	56,000.00	0.00	56,000.00	0.00	56,000.00	0.00	0.00	56,000.00	0.00	25,070.00	0.00	56,000.00
Survey, Research, Exploration and Development Expenses	5020700000	200,000.00	0.00	200,000.00	200,000.00	0.00	0.00	0.00	200,000.00	0.00	0.00	0.00	0.00	0.00	0.00	0.00	0.00	0.00	0.00	0.00	0.00	0.00	0.00
Survey Expenses	5020701000	200,000.00	0.00	200,000.00	200,000.00	0.00	0.00	0.00	200,000.00	0.00	0.00	0.00	0.00	0.00	0.00	0.00	0.00	0.00	0.00	0.00	0.00	0.00	0.00
Confidential, Intelligence and Extraordinary Expenses	5021000000	113,000.00	0.00	113,000.00	113,000.00	0.00	0.00	0.00	113,000.00	27,000.00	27,000.00	27,000.00	0.00	81,000.00	27,000.00	27,000.00	27,000.00	0.00	81,000.00	0.00	32,000.00	0.00	0.00
Extraordinary and Miscellaneous Expenses	5021003000	113,000.00	0.00	113,000.00	113,000.00	0.00	0.00	0.00	113,000.00	27,000.00	27,000.00	27,000.00	0.00	81,000.00	27,000.00	27,000.00	27,000.00	0.00	81,000.00	0.00	32,000.00	0.00	0.00
Professional Services	5021100000	1,210,000.00	(410,000.00)	800,000.00	1,210,000.00	(410,000.00)	0.00	0.00	800,000.00	0.00	48,244.00	250,901.96	0.00	299,145.96	0.00	46,604.32	252,541.64	0.00	299,145.96	0.00	500,854.04	0.00	0.00
Legal Services	5021101000	50,000.00	(50,000.00)	0.00	50,000.00	(50,000.00)	0.00	0.00	0.00	0.00	0.00	0.00	0.00	0.00	0.00	0.00	0.00	0.00	0.00	0.00	0.00	0.00	0.00
Auditing Services	5021102000	300,000.00	(300,000.00)	0.00	300,000.00	(300,000.00)	0.00	0.00	0.00	0.00	0.00	0.00	0.00	0.00	0.00	0.00	0.00	0.00	0.00	0.00	0.00	0.00	0.00
Other Professional Services	5021199000	860,000.00	(60,000.00)	800,000.00	860,000.00	(60,000.00)	0.00	0.00	800,000.00	0.00	48,244.00	250,901.96	0.00	299,145.96	0.00	46,604.32	252,541.64	0.00	299,145.96	0.00	500,854.04	0.00	0.00
General Services	5021200000	3,500,000.00	0.00	3,500,000.00	3,500,000.00	0.00	0.00	0.00	3,500,000.00	569,531.68	712,525.88	799,038.36	0.00	2,081,095.92	228,481.96	1,053,575.80	799,038.36	0.00	2,081,095.92	0.00	1,418,904.08	0.00	0.00
Janitorial Services	5021202000	700,000.00	0.00	700,000.00	700,000.00	0.00	0.00	0.00	700,000.00	112,567.76	98,236.36	167,038.68	0.00	377,842.80	0.00	210,804.12	167,038.68	0.00	377,842.80	0.00	322,157.20	0.00	0.00
Security Services	5021203000	2,800,000.00	0.00	2,800,000.00	2,800,000.00	0.00	0.00	0.00	2,800,000.00	456,963.92	614,289.52	631,999.68	0.00	1,703,253.12	228,481.96	842,771.48	631,999.68	0.00	1,703,253.12	0.00	1,096,746.88	0.00	0.00
Repairs and Maintenance	5021300000	1,550,000.00	163,556.13	1,713,556.13	1,550,000.00	163,556.13	0.00	0.00	1,713,556.13	117,004.30	156,208.10	87,021.13	0.00	360,233.53	78,006.30	190,842.10	89,895.13	0.00	358,743.53	0.00	1,353,322.60	0.00	1,490.00
Repairs and Maintenance - Buildings and Other Structures	5021304000	1,300,000.00	97,886.03	1,397,886.03	1,300,000.00	97,886.03	0.00	0.00	1,397,886.03	117,004.30	118,378.00	86,681.13	0.00	322,063.43	78,006.30	157,376.00	85,681.13	0.00	321,063.43	0.00	1,075,822.60	0.00	1,000.00
Buildings	5021304001	450,000.00	97,886.03	547,886.03	450,000.00	97,886.03	0.00	0.00	547,886.03	117,004.30													

Machinery and Equipment Outlay	5080405000	18,300,000.00	0.00	18,300,000.00	18,300,000.00	0.00	0.00	0.00	18,300,000.00	0.00	2,485,000.00	13,239,000.91	0.00	15,724,000.91	0.00	250,000.00	2,574,137.23	0.00	2,824,137.23	0.00	2,575,999.09	0.00	12,899,863.68
Other Machinery and Equipment	5060405099	18,300,000.00	0.00	18,300,000.00	18,300,000.00	0.00	0.00	0.00	18,300,000.00	0.00	2,485,000.00	13,239,000.91	0.00	15,724,000.91	0.00	250,000.00	2,574,137.23	0.00	2,824,137.23	0.00	2,575,999.09	0.00	12,899,863.68
B. AUTOMATIC APPROPRIATIONS		13,470,000.00	322,457.00	13,792,457.00	13,792,457.00	0.00	0.00	0.00	13,792,457.00	3,075,897.33	3,087,758.09	3,141,569.34	0.00	9,305,224.76	3,075,897.33	3,087,758.09	3,141,569.34	0.00	9,305,224.76	0.00	4,487,232.24	0.00	0.00
Retirement and Life Insurance Premiums		13,470,000.00	322,457.00	13,792,457.00	13,792,457.00	0.00	0.00	0.00	13,792,457.00	3,075,897.33	3,087,758.09	3,141,569.34	0.00	9,305,224.76	3,075,897.33	3,087,758.09	3,141,569.34	0.00	9,305,224.76	0.00	4,487,232.24	0.00	0.00
C. SPECIAL PURPOSE FUNDS		0.00	662,946.00	662,946.00	0.00	662,946.00	0.00	0.00	662,946.00	662,944.17	0.00	0.00	0.00	662,944.17	662,944.17	0.00	0.00	0.00	662,944.17	0.00	1.83	0.00	0.00
Pension and Gratuity Fund		0.00	662,946.00	662,946.00	0.00	662,946.00	0.00	0.00	662,946.00	662,944.17	0.00	0.00	0.00	662,944.17	662,944.17	0.00	0.00	0.00	662,944.17	0.00	1.83	0.00	0.00
Other Personnel Benefits	5010400000	0.00	662,946.00	662,946.00	0.00	662,946.00	0.00	0.00	662,946.00	662,944.17	0.00	0.00	0.00	662,944.17	662,944.17	0.00	0.00	0.00	662,944.17	0.00	1.83	0.00	0.00
Terminal Leave Benefits		0.00	662,946.00	662,946.00	0.00	662,946.00	0.00	0.00	662,946.00	662,944.17	0.00	0.00	0.00	662,944.17	662,944.17	0.00	0.00	0.00	662,944.17	0.00	1.83	0.00	0.00
Terminal Leave Benefits - Civilian	5010403001	0.00	662,946.00	662,946.00	0.00	662,946.00	0.00	0.00	662,946.00	662,944.17	0.00	0.00	0.00	662,944.17	662,944.17	0.00	0.00	0.00	662,944.17	0.00	1.83	0.00	0.00
GRAND TOTAL		276,754,000.00	985,403.00	277,739,403.00	263,225,384.00	662,946.00	0.00	0.00	263,889,330.00	44,989,159.32	61,704,069.85	74,283,701.94	0.00	180,976,931.11	42,610,333.85	61,340,325.89	41,455,060.80	0.00	145,405,720.54	13,851,073.00	82,911,398.89	0.00	35,571,210.57


Certified Correct:


 WILFREDO M. BARNIDO JR.

Budget Officer

Date: 2021-10-27 19:48:46


Certified Correct:


 CHRISME A. ORQUILLAS

Accountant

Date: 2021-10-27 19:48:46

Recommending Approval:


 ADELINA A. URSAIZ

Chief Administrative Officer

Date: 2021-10-27 19:57:07

Approved By:


 MARY JOCELYN V. BATTUNG

President

Date: 2021-10-27 20:10:03