



QUARTERLY REPORT OF REVENUE AND OTHER RECEIPTS
As at the Quarter Ending September 30, 2023

Department : State Universities and Colleges (SUCs)
 Agency/Entity : J. H. Cerilles State College
 Operating Unit : < not applicable >
 Organization Code (UACS) : 08 084 0000000
 Fund Cluster : 05 - Internally Generated Funds


Classification/Sources of Revenue and Other Receipts	UACS CODE	REVENUE TARGET (Annual) per BESF	Actual Revenue and Other Receipts Collections				Cumulative Remittance/Deposits to Date			Variance		Remarks	
			1st Quarter Ending March 31	2nd Quarter Ending June 30	3rd Quarter Ending September 30	4th Quarter Ending December 31	Total	Remittance to BTr	Deposited with AGDB	Total	Amount		%
1	2	3	4	5	6	7	8=(4+5+6+7)	9	10	11=(9+10)	12=(8-3)	13=(12/3)	14
Internally Generated Funds		110,190,000.00	3,490,258.34	52,915,485.05	3,179,487.23	0.00	59,585,230.62	199,859.10	59,292,325.54	59,492,184.64	(50,604,769.38)	-46 %	
Revenue Collections		110,190,000.00	3,174,573.92	52,319,133.00	2,890,010.57	0.00	58,383,717.49	0.00	58,290,671.51	58,290,671.51	(51,806,282.51)	-47 %	
Cash Revenue		110,190,000.00	3,174,573.92	52,319,133.00	2,890,010.57	0.00	58,383,717.49	0.00	58,290,671.51	58,290,671.51	(51,806,282.51)	-47 %	
Non-Tax		110,190,000.00	3,174,573.92	52,319,133.00	2,890,010.57	0.00	58,383,717.49	0.00	58,290,671.51	58,290,671.51	(51,806,282.51)	-47 %	
Income Collected from Students	4020201002	4,341,000.00	2,402,758.00	1,445,189.00	2,430,422.50	0.00	6,278,369.50	0.00	6,185,323.52	6,185,323.52	1,937,369.50	45 %	
Income from Other Sources	4020201003	105,849,000.00	0.00	50,438,000.00	0.00	0.00	50,438,000.00	0.00	50,438,000.00	50,438,000.00	(55,411,000.00)	-52 %	
Rent/Lease Income	4020205000	0.00	114,663.00	238,850.00	83,800.00	0.00	437,313.00	0.00	437,313.00	437,313.00	437,313.00	0 %	
Other Sales	4020216099	0.00	265,780.00	66,594.00	69,562.00	0.00	401,936.00	0.00	401,936.00	401,936.00	401,936.00	0 %	
Miscellaneous Income	4060999000	0.00	391,372.92	130,500.00	306,226.07	0.00	828,098.99	0.00	828,098.99	828,098.99	828,098.99	0 %	
Non-Revenue Collections/Other Receipts		0.00	315,684.42	596,352.05	289,476.66	0.00	1,201,513.13	199,859.10	1,001,654.03	1,201,513.13	1,201,513.13	0 %	
Cash Receipts		0.00	315,684.42	596,352.05	289,476.66	0.00	1,201,513.13	199,859.10	1,001,654.03	1,201,513.13	1,201,513.13	0 %	
Non-Tax		0.00	315,684.42	596,352.05	289,476.66	0.00	1,201,513.13	199,859.10	1,001,654.03	1,201,513.13	1,201,513.13	0 %	
Others	4020221099	0.00	315,684.42	596,352.05	289,476.66	0.00	1,201,513.13	199,859.10	1,001,654.03	1,201,513.13	1,201,513.13	0 %	
GRAND TOTAL		110,190,000.00	3,490,258.34	52,915,485.05	3,179,487.23	0.00	59,585,230.62	199,859.10	59,292,325.54	59,492,184.64	(50,604,769.38)	-46 %	

Certified Correct:

ROLIE L. BONGCAWIL
 OIC-Accountant
 Date: November 18, 2023 03:27 PM

Certified Correct:

CHRISME A. ORQUILLAS
 OIC-Budget Officer
 Date: November 18, 2023 03:27 PM

Recommending Approval By:

JOEL M. SABELLANO
 OIC-Chief Administrative Officer
 Date: November 18, 2023 03:31 PM

Approved By:

EDGARDO H. ROSALES, ED.D.
 President
 Date: November 18, 2023 03:37 PM