




**QUARTERLY REPORT OF REVENUE AND OTHER RECEIPTS**  
**As at the Quarter Ending March 31, 2023**


Department : State Universities and Colleges (SUCs)  
 Agency/Entity : J. H. Cerilles State College  
 Operating Unit : < not applicable >  
 Organization Code (UACS) : 08 084 000000  
 Fund Cluster : 05 - Internally Generated Funds

Classification/Sources of Revenue and Other Receipts	UACS CODE	REVENUE TARGET (Annual) per BESF	Actual Revenue and Other Receipts Collections					Cumulative Remittance/Deposits to Date			Variance		Remarks
			1st Quarter Ending March 31	2nd Quarter Ending June 30	3rd Quarter Ending September 30	4th Quarter Ending December 31	Total	Remittance to BTr	Deposited with AGDB	Total	Amount	%	
1	2	3	4	5	6	7	8=(4+5+6+7)	9	10	11=(9+10)	12=(8-3)	13=(12/3)	14
<b>Internally Generated Funds</b>		<b>110,190,000.00</b>	<b>3,490,258.34</b>	<b>0.00</b>	<b>0.00</b>	<b>0.00</b>	<b>3,490,258.34</b>	<b>119,635.00</b>	<b>2,836,223.85</b>	<b>2,955,858.85</b>	<b>(106,699,741.66)</b>	<b>-97 %</b>	
Revenue Collections		110,190,000.00	3,174,573.92	0.00	0.00	0.00	3,174,573.92	0.00	2,640,174.43	2,640,174.43	(107,015,426.08)	-97 %	
Cash Revenue		110,190,000.00	3,174,573.92	0.00	0.00	0.00	3,174,573.92	0.00	2,640,174.43	2,640,174.43	(107,015,426.08)	-97 %	
Non-Tax		110,190,000.00	3,174,573.92	0.00	0.00	0.00	3,174,573.92	0.00	2,640,174.43	2,640,174.43	(107,015,426.08)	-97 %	
Income Collected from Students	4020201002	4,341,000.00	2,402,758.00	0.00	0.00	0.00	2,402,758.00	0.00	1,868,358.51	1,868,358.51	(1,938,242.00)	-45 %	
Income from Other Sources	4020201003	105,849,000.00	0.00	0.00	0.00	0.00	0.00	0.00	0.00	0.00	(105,849,000.00)	-100 %	
Rent/Lease Income	4020205000	0.00	114,663.00	0.00	0.00	0.00	114,663.00	0.00	114,663.00	114,663.00	114,663.00	0 %	
Other Sales	4020216099	0.00	265,780.00	0.00	0.00	0.00	265,780.00	0.00	265,780.00	265,780.00	265,780.00	0 %	
Miscellaneous Income	4060999000	0.00	391,372.92	0.00	0.00	0.00	391,372.92	0.00	391,372.92	391,372.92	391,372.92	0 %	
Non-Revenue Collections/Other Receipts		0.00	315,684.42	0.00	0.00	0.00	315,684.42	119,635.00	196,049.42	315,684.42	315,684.42	0 %	
Cash Receipts		0.00	315,684.42	0.00	0.00	0.00	315,684.42	119,635.00	196,049.42	315,684.42	315,684.42	0 %	
Non-Tax		0.00	315,684.42	0.00	0.00	0.00	315,684.42	119,635.00	196,049.42	315,684.42	315,684.42	0 %	
Others	4020221099	0.00	315,684.42	0.00	0.00	0.00	315,684.42	119,635.00	196,049.42	315,684.42	315,684.42	0 %	
<b>GRAND TOTAL</b>		<b>110,190,000.00</b>	<b>3,490,258.34</b>	<b>0.00</b>	<b>0.00</b>	<b>0.00</b>	<b>3,490,258.34</b>	<b>119,635.00</b>	<b>2,836,223.85</b>	<b>2,955,858.85</b>	<b>(106,699,741.66)</b>	<b>-97 %</b>	

Certified Correct:  
  
 CHRISME A. ORQUILLAS  
 ACCOUNTANT III  
 Date: May 9, 2023 01:51 PM

Certified Correct:  
  
 WILFREDO M. BARNIDO JR.  
 BUDGET OFFICER  
 Date: May 9, 2023 01:51 PM

Recommending Approval By:  
  
 JOEL M. SABELLANO JR.  
 OIC-CHIEF ADMINISTRATIVE OFFICER  
 Date: May 9, 2023 01:54 PM

Approved By:  
  
 FREDDIE T. BERNAL  
 OIC- OFFICE OF THE PRESIDENT  
 Date: May 9, 2023 02:07 PM