


**MONTHLY REPORT OF DISBURSEMENTS**  
For the month of September 2023


Department : State Universities and Colleges (SUCs)  
 Agency/Entity : J. H. Cerilles State College  
 Operating Unit : < not applicable >  
 Organization Code (UACS) : 08 084 000000  
 Fund Cluster : 01 - Regular Agency Fund


Particulars	Current Year Budget					Prior Year's Budget											Trust Liabilities				Grand Total					Remarks	
	PS	MOOE	FinEx	CO	TOTAL	Prior Year's Accounts Payable					Current Year's Accounts Payable						SUB-TOTAL	PS	MOOE	CO	TOTAL	PS	MOOE	FinEx	CO		TOTAL
						7	8	9	10	11=(7+8+9+10)	12	13	14	15	16=(12+13+14+15)	17=(11+16)											
<b>CASH DISBURSEMENTS</b>	12,335,841.41	1,745,647.36	0.00	0.00	14,081,488.77	0.00	0.00	0.00	1,158,004.76	1,158,004.76	0.00	0.00	0.00	0.00	0.00	1,158,004.76	15,239,493.53	0.00	0.00	0.00	0.00	12,335,841.41	1,745,647.36	0.00	0.00	1,158,004.76	15,239,493.53
Notice of Cash Allocation (NCA)	12,335,841.41	1,745,647.36	0.00	0.00	14,081,488.77	0.00	0.00	0.00	1,158,004.76	1,158,004.76	0.00	0.00	0.00	0.00	0.00	1,158,004.76	15,239,493.53	0.00	0.00	0.00	0.00	12,335,841.41	1,745,647.36	0.00	0.00	1,158,004.76	15,239,493.53
MDS Checks Issued	253,548.45	968,452.14	0.00	0.00	1,222,000.59	0.00	0.00	0.00	1,158,004.76	1,158,004.76	0.00	0.00	0.00	0.00	0.00	1,158,004.76	2,380,005.35	0.00	0.00	0.00	0.00	253,548.45	968,452.14	0.00	0.00	1,158,004.76	2,380,005.35
Advice to Debit Account	12,082,292.96	777,195.22	0.00	0.00	12,859,488.18	0.00	0.00	0.00	0.00	0.00	0.00	0.00	0.00	0.00	0.00	12,859,488.18	0.00	0.00	0.00	0.00	12,082,292.96	777,195.22	0.00	0.00	0.00	12,859,488.18	
Notice of Transfer Allocations (NTA)	0.00	0.00	0.00	0.00	0.00	0.00	0.00	0.00	0.00	0.00	0.00	0.00	0.00	0.00	0.00	0.00	0.00	0.00	0.00	0.00	0.00	0.00	0.00	0.00	0.00	0.00	0.00
MDS Checks Issued	0.00	0.00	0.00	0.00	0.00	0.00	0.00	0.00	0.00	0.00	0.00	0.00	0.00	0.00	0.00	0.00	0.00	0.00	0.00	0.00	0.00	0.00	0.00	0.00	0.00	0.00	0.00
Advice to Debit Account	0.00	0.00	0.00	0.00	0.00	0.00	0.00	0.00	0.00	0.00	0.00	0.00	0.00	0.00	0.00	0.00	0.00	0.00	0.00	0.00	0.00	0.00	0.00	0.00	0.00	0.00	0.00
Working Fund for FAPs	0.00	0.00	0.00	0.00	0.00	0.00	0.00	0.00	0.00	0.00	0.00	0.00	0.00	0.00	0.00	0.00	0.00	0.00	0.00	0.00	0.00	0.00	0.00	0.00	0.00	0.00	0.00
Cash Disbursement Ceiling (CDC)	0.00	0.00	0.00	0.00	0.00	0.00	0.00	0.00	0.00	0.00	0.00	0.00	0.00	0.00	0.00	0.00	0.00	0.00	0.00	0.00	0.00	0.00	0.00	0.00	0.00	0.00	0.00
<b>TOTAL CASH DISBURSEMENTS</b>	<b>12,335,841.41</b>	<b>1,745,647.36</b>	<b>0.00</b>	<b>0.00</b>	<b>14,081,488.77</b>	<b>0.00</b>	<b>0.00</b>	<b>0.00</b>	<b>1,158,004.76</b>	<b>1,158,004.76</b>	<b>0.00</b>	<b>0.00</b>	<b>0.00</b>	<b>0.00</b>	<b>0.00</b>	<b>1,158,004.76</b>	<b>15,239,493.53</b>	<b>0.00</b>	<b>0.00</b>	<b>0.00</b>	<b>0.00</b>	<b>12,335,841.41</b>	<b>1,745,647.36</b>	<b>0.00</b>	<b>0.00</b>	<b>1,158,004.76</b>	<b>15,239,493.53</b>
<b>NON-CASH DISBURSEMENTS</b>	831,031.73	47,608.71	0.00	0.00	878,640.44	0.00	0.00	0.00	0.00	0.00	0.00	0.00	0.00	0.00	0.00	878,640.44	0.00	0.00	0.00	0.00	831,031.73	47,608.71	0.00	0.00	0.00	878,640.44	
Tax Remittance Advices Issued (TRA)	831,031.73	47,608.71	0.00	0.00	878,640.44	0.00	0.00	0.00	0.00	0.00	0.00	0.00	0.00	0.00	0.00	878,640.44	0.00	0.00	0.00	0.00	831,031.73	47,608.71	0.00	0.00	0.00	878,640.44	
Non-Cash Availment Authority (NCAA)	0.00	0.00	0.00	0.00	0.00	0.00	0.00	0.00	0.00	0.00	0.00	0.00	0.00	0.00	0.00	0.00	0.00	0.00	0.00	0.00	0.00	0.00	0.00	0.00	0.00	0.00	0.00
Disbursements effected through outright deductions from claims (release specify...)	0.00	0.00	0.00	0.00	0.00	0.00	0.00	0.00	0.00	0.00	0.00	0.00	0.00	0.00	0.00	0.00	0.00	0.00	0.00	0.00	0.00	0.00	0.00	0.00	0.00	0.00	0.00
Overpayment of expenses(e.g. personnel benefits)	0.00	0.00	0.00	0.00	0.00	0.00	0.00	0.00	0.00	0.00	0.00	0.00	0.00	0.00	0.00	0.00	0.00	0.00	0.00	0.00	0.00	0.00	0.00	0.00	0.00	0.00	0.00
Restitution for loss of government property	0.00	0.00	0.00	0.00	0.00	0.00	0.00	0.00	0.00	0.00	0.00	0.00	0.00	0.00	0.00	0.00	0.00	0.00	0.00	0.00	0.00	0.00	0.00	0.00	0.00	0.00	0.00
Liquidated damages and similar claims	0.00	0.00	0.00	0.00	0.00	0.00	0.00	0.00	0.00	0.00	0.00	0.00	0.00	0.00	0.00	0.00	0.00	0.00	0.00	0.00	0.00	0.00	0.00	0.00	0.00	0.00	0.00
Others (TEF, BTR, Documentary stamp tax, etc.)	0.00	0.00	0.00	0.00	0.00	0.00	0.00	0.00	0.00	0.00	0.00	0.00	0.00	0.00	0.00	0.00	0.00	0.00	0.00	0.00	0.00	0.00	0.00	0.00	0.00	0.00	0.00
<b>TOTAL NON-CASH DISBURSEMENTS</b>	<b>831,031.73</b>	<b>47,608.71</b>	<b>0.00</b>	<b>0.00</b>	<b>878,640.44</b>	<b>0.00</b>	<b>0.00</b>	<b>0.00</b>	<b>0.00</b>	<b>0.00</b>	<b>0.00</b>	<b>0.00</b>	<b>0.00</b>	<b>0.00</b>	<b>0.00</b>	<b>878,640.44</b>	<b>0.00</b>	<b>0.00</b>	<b>0.00</b>	<b>0.00</b>	<b>831,031.73</b>	<b>47,608.71</b>	<b>0.00</b>	<b>0.00</b>	<b>0.00</b>	<b>878,640.44</b>	
<b>GRAND TOTAL</b>	<b>13,166,873.14</b>	<b>1,793,256.07</b>	<b>0.00</b>	<b>0.00</b>	<b>14,960,129.21</b>	<b>0.00</b>	<b>0.00</b>	<b>0.00</b>	<b>1,158,004.76</b>	<b>1,158,004.76</b>	<b>0.00</b>	<b>0.00</b>	<b>0.00</b>	<b>0.00</b>	<b>0.00</b>	<b>1,158,004.76</b>	<b>16,118,133.97</b>	<b>0.00</b>	<b>0.00</b>	<b>0.00</b>	<b>0.00</b>	<b>13,166,873.14</b>	<b>1,793,256.07</b>	<b>0.00</b>	<b>0.00</b>	<b>1,158,004.76</b>	<b>16,118,133.97</b>

Particulars	Previous Report		This Month		As at Date	
	(1)	(2)	(3)	(4)	(5)	(6)
Total Disbursement Authorities Received		214,903,974.04	11,741,640.44	226,645,614.48		
NCA		206,695,269.00	10,863,000.00	217,558,269.00		
NTA		0.00	0.00	0.00		
Working Fund		0.00	0.00	0.00		
TRA		8,208,705.04	878,640.44	9,087,345.48		
CDC		0.00	0.00	0.00		
NCAA		0.00	0.00	0.00		
Less: Notice of Transfer of Allocations (NTA)* issued		0.00	0.00	0.00		
Total Disbursement Authorities Available		214,903,974.04	11,741,640.44	226,645,614.48		
Less:		0.00	0.00	0.00		
Lapsed NCA		1,367.07	0.00	1,367.07		
Disbursements		210,526,113.44	16,118,133.97	226,644,247.41		
Less: Other Non-Cash Disbursements		0.00	0.00	0.00		
Disbursements effected through outright deductions from claims		0.00	0.00	0.00		
Overpayment of expenses(e.g. personnel benefits)		0.00	0.00	0.00		
Restitution for loss of government property		0.00	0.00	0.00		
Liquidated damages and similar claims		0.00	0.00	0.00		
Others (e.g. TEF, BTR, Docs Stamp, etc.)		0.00	0.00	0.00		
Add/Less: Adjustments (e.g. cancelled/staled checks)		0.00	0.00	0.00		
Balance of Disbursement Authorities as at date		4,376,493.53	(4,376,493.53)	0.00		
Total Disbursements Program		214,903,974.04	11,741,640.44	226,645,614.48		
Less: *Actual Disbursements		210,526,113.44	16,118,133.97	226,644,247.41		
(Over)/Under spending		4,377,860.60	(4,376,493.53)	1,367.07		

Notes: \* The use of NTA is discouraged  
 Notes: \*\* Amounts should tally with the grand total disbursement (column 27).

Certified Correct:  
  
**ROLIE L. BOROGAWIL, CPA**  
 OIC-Accountant  
 Date: October 9, 2023 03:36 PM

Recommending Approval:  
  
**JOEL M. SABELLANO JR., DVM**  
 OIC- Chief Administrative Officer  
 Date: October 12, 2023 02:36 PM

Approved By:  
  
**EDGARDO H. ROSALES ED.D.**  
 President  
 Date: October 12, 2023 03:08 PM