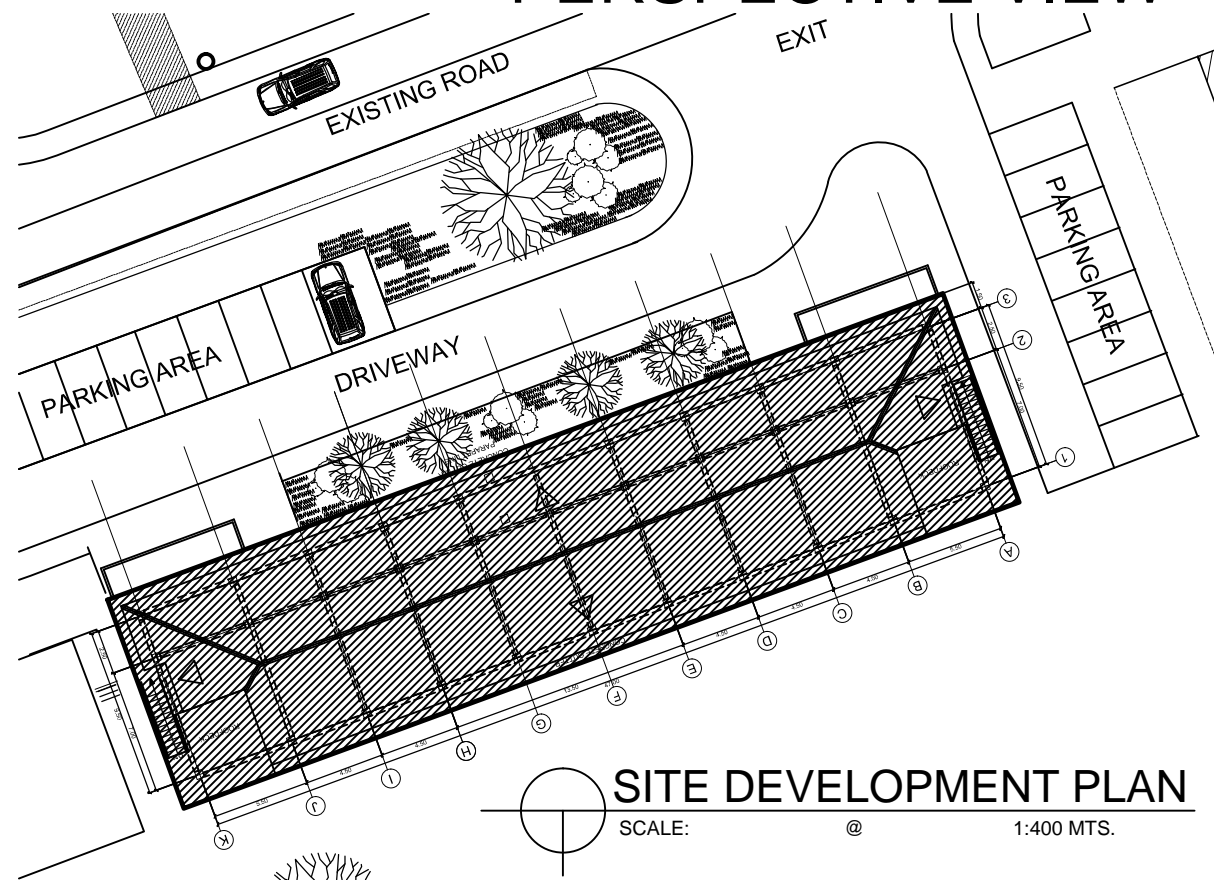


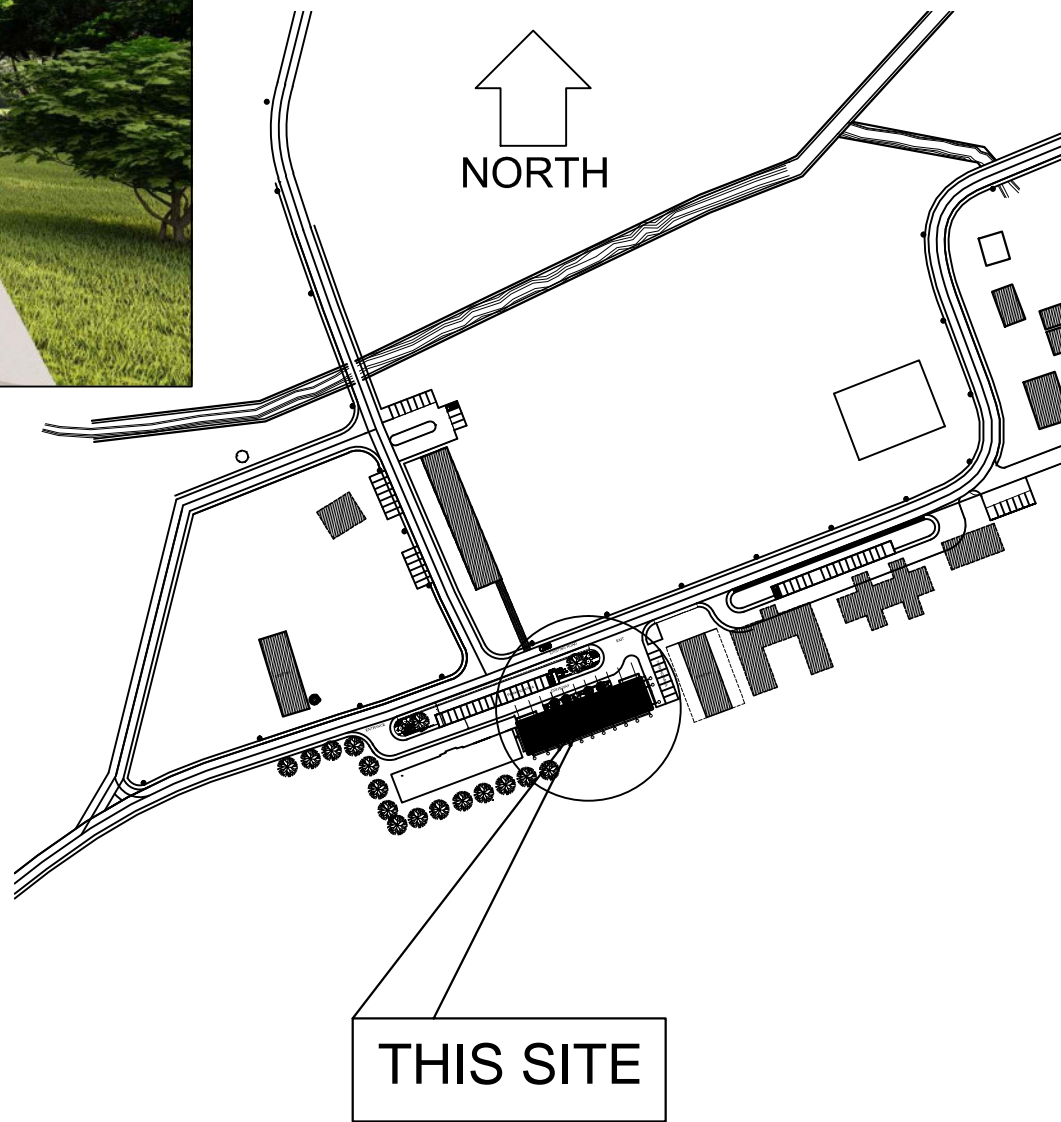


PERSPECTIVE VIEW



SITE DEVELOPMENT PLAN

SCALE: @ 1:400 MTS.



VICINITY MAP

SCALE: NTS

REPUBLIC OF THE PHILIPPINES
OFFICE OF THE MUNICIPAL/CITY
ENGINEER/
BUILDING OFFICIAL

DISTRICT/CITY/MUNICIPALITY

LAND USE & ZONING:

LINE & GRADE:

ARCHITECTURAL:

STRUCTURAL:

ELECTRICAL:

PLUMBING:

FIRE AND SAFETY:

MECHANICAL:

NOTED:

MAYOR

APPROVED:

BUILDING OFFICIAL



PROJECT TITLE :
**CONSTRUCTION OF TWO (2) STOREY
8 CL ACADEMIC BUILDING WITH
COMPLETE FURNITURES & FIXTURES
AT DUMINGAG CAMPUS**
LOCATION : DUMINGAG, ZAMBOANGA DEL SUR

PREPARED BY:
A. B. Gapol
AIVY B. GAPOL, CE
ENGINEERING ASSISTANT

CHECKED AND SUBMITTED BY:
P. B. Mamintas
PANGASIAN B. MAMINTAS, CE
COLLEGE ENGINEER

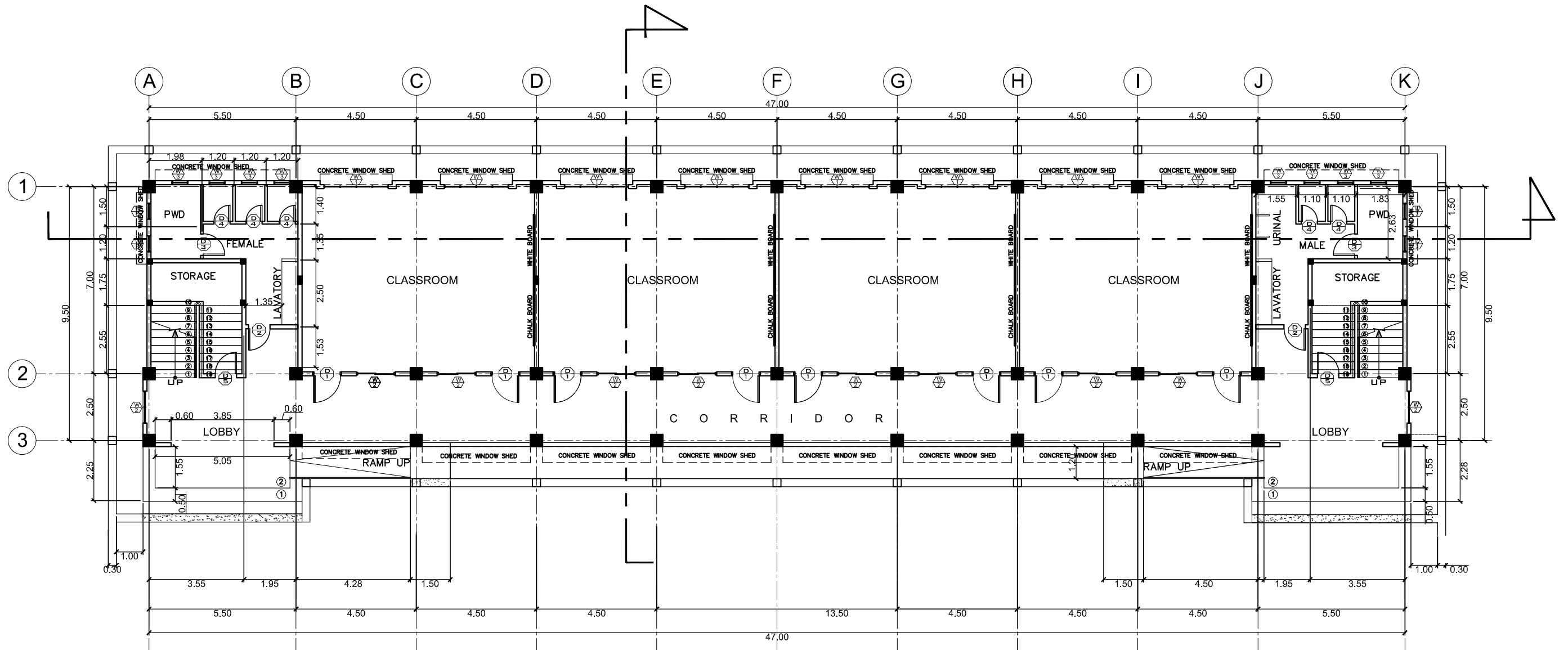
NOTED BY:
N. Bilbao
NANETTE D. BILBAO, Ed.D
DUMINGAG CAMPUS ADMINISTRATOR

RECOMMENDING APPROVAL:
R. P. Millares, Jr.
RODRIGO P. MILLARES, JR., REE, EnP.
PLANNING AND DEVELOPMENT DIRECTOR







APPROVED:
F. T. Bernal
DR. FREDDIE T. BERNAL, CESO III
OIC-PRESIDENT

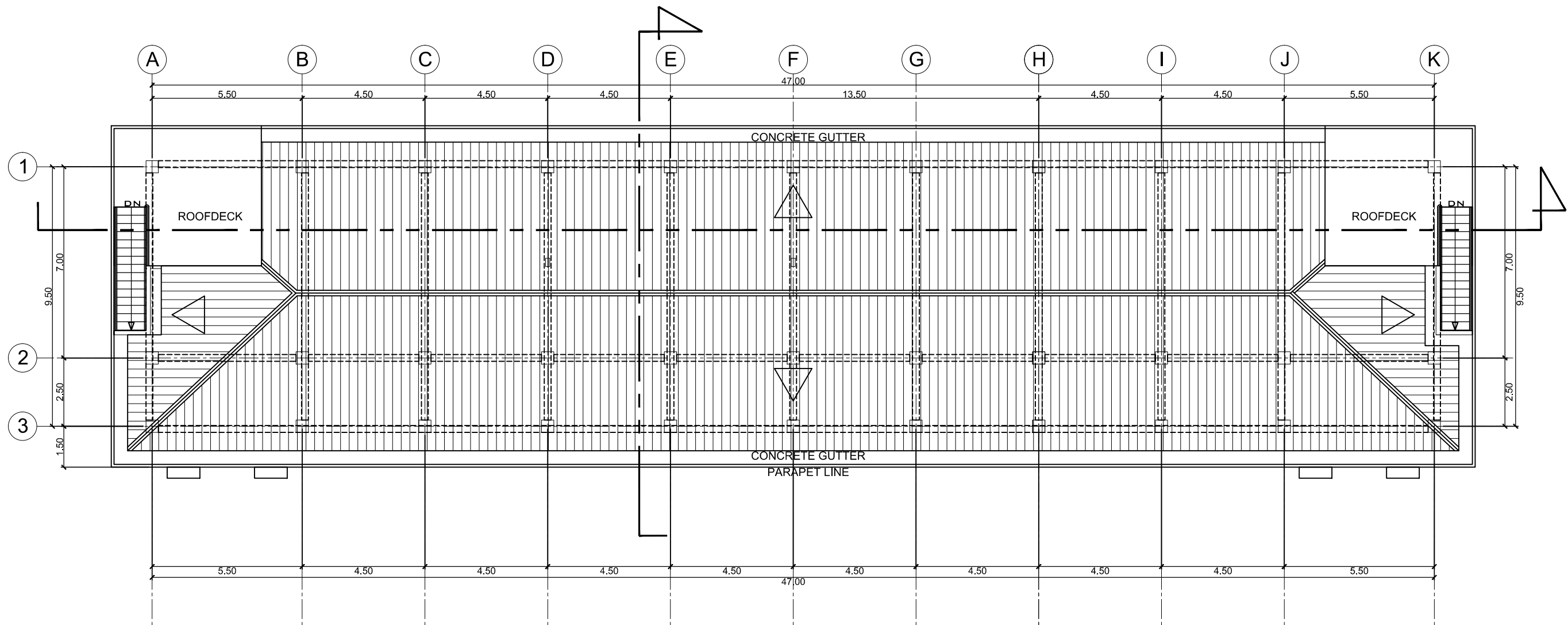
SHEET CONTENT:
AS SHOWN

SHEET NO:
A-1
1 | 13



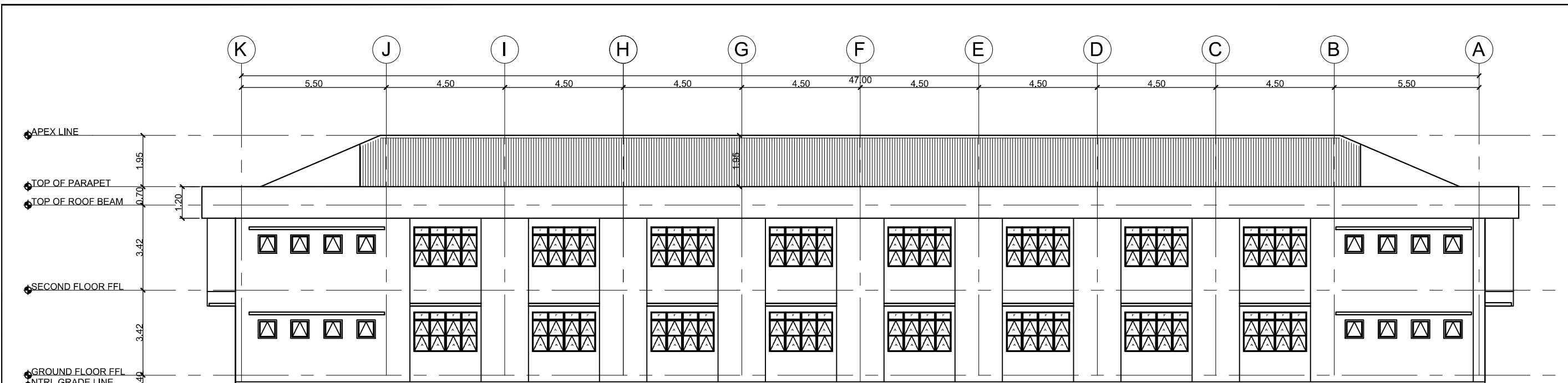
GROUND FLOOR PLAN
 SCALE: @ 1:150 MTS.

	PROJECT TITLE : CONSTRUCTION OF TWO (2) STOREY 8 CL ACADEMIC BUILDING WITH COMPLETE FURNITURES & FIXTURES AT DUMINGAG CAMPUS	PREPARED BY:  AIVY B. GAPOL, CE ENGINEERING ASSISTANT	CHECKED AND SUBMITTED BY:  PANGASIAN B. MAMINTAS, CE COLLEGE ENGINEER	NOTED BY:  NANETTE D. BILBAO, Ed.D DUMINGAG CAMPUS ADMINISTRATOR	RECOMMENDING APPROVAL:  RODRIGO P. MILLARES, JR., REE, EnP. PLANNING AND DEVELOPMENT DIRECTOR	APPROVED:  DR. FREDDIE T. BERNAL, CESO III OIC-PRESIDENT	SHEET CONTENT: AS SHOWN	SHEET NO: <div style="border: 1px solid black; border-radius: 50%; width: 30px; height: 30px; display: flex; align-items: center; justify-content: center; margin: 0 auto;"> A-2 2 13 </div>
LOCATION : DUMINGAG, ZAMBOANGA DEL SUR		DATE :	DATE :	DATE :	DATE :	DATE :		

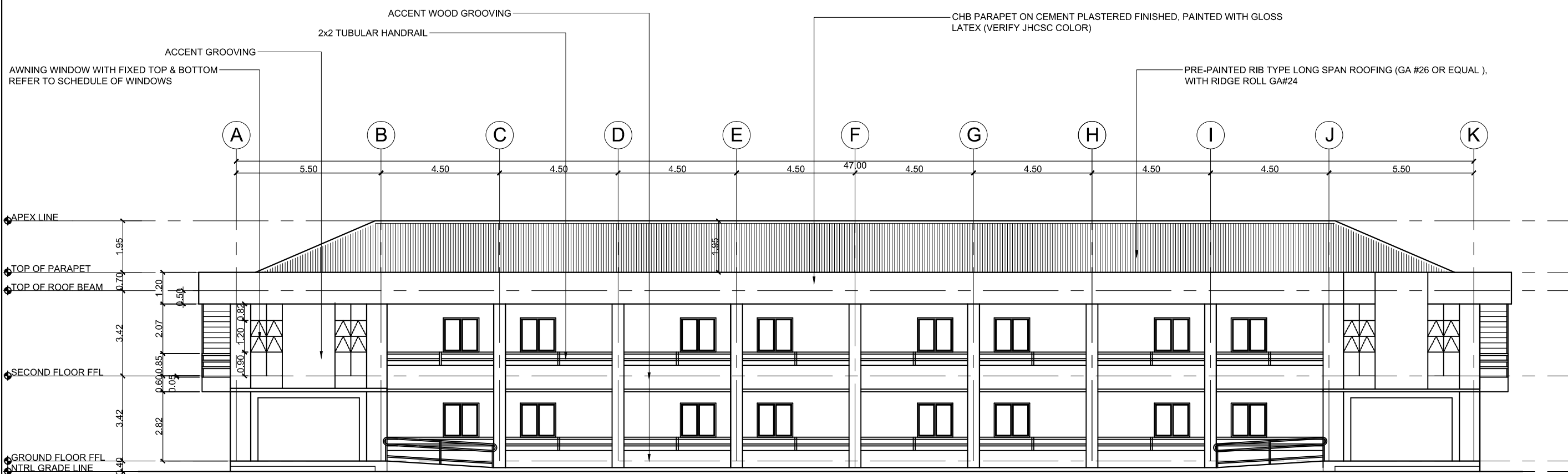


ROOF PLAN
 SCALE: _____ @ _____ 1:150 MTS.

	PROJECT TITLE : CONSTRUCTION OF TWO (2) STOREY 8 CL ACADEMIC BUILDING WITH COMPLETE FURNITURES & FIXTURES AT DUMINGAG CAMPUS	PREPARED BY: AIVY B. GAPOL, CE ENGINEERING ASSISTANT	CHECKED AND SUBMITTED BY: PANGASIAN B. MAMINTAS, CE COLLEGE ENGINEER	NOTED BY: NANETTE D. BILBAO, Ed.D DUMINGAG CAMPUS ADMINISTRATOR	RECOMMENDING APPROVAL: RODRIGO P. MILLARES, JR., REE, EnP. PLANNING AND DEVELOPMENT DIRECTOR	APPROVED: DR. FREDDIE T. BERNAL, CESO III OIC-PRESIDENT	SHEET CONTENT: AS SHOWN	SHEET NO.: <div style="border: 1px solid black; border-radius: 50%; width: 40px; height: 40px; display: flex; align-items: center; justify-content: center; margin: 0 auto;"> A-4 4 13 </div>
	LOCATION : DUMINGAG, ZAMBOANGA DEL SUR	DATE :	DATE :	DATE :	DATE :	DATE :		

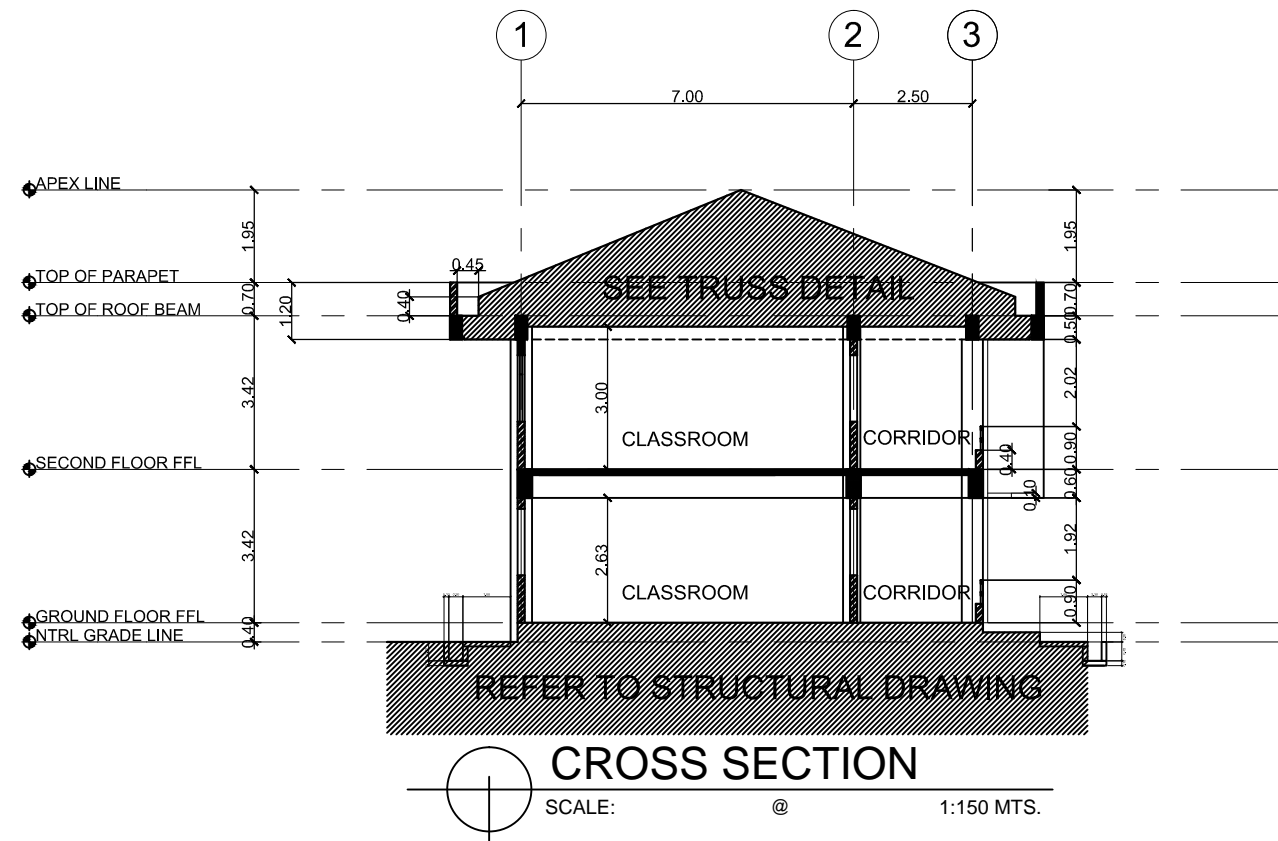


REAR ELEVATION
 SCALE: @ 1:150 MTS.



FRONT ELEVATION
 SCALE: @ 1:150 MTS.

	PROJECT TITLE : CONSTRUCTION OF TWO (2) STOREY 8 CL ACADEMIC BUILDING WITH COMPLETE FURNITURES & FIXTURES AT DUMINGAG CAMPUS LOCATION : DUMINGAG, ZAMBOANGA DEL SUR	PREPARED BY: AIVY B. GAPOL, CE ENGINEERING ASSISTANT	CHECKED AND SUBMITTED BY: PANGASIAN B. MAMINTAS, CE COLLEGE ENGINEER	NOTED BY: NANETTE D. BILBAO, Ed.D DUMINGAG CAMPUS ADMINISTRATOR	RECOMMENDING APPROVAL: RODRIGO P. MILLARES, JR., REE, EnP. PLANNING AND DEVELOPMENT DIRECTOR	APPROVED: DR. FREDDIE T. BERNAL, CE^{SO} III OIC-PRESIDENT	SHEET CONTENT: AS SHOWN	SHEET NO: <div style="border: 1px solid black; border-radius: 50%; width: 40px; height: 40px; display: flex; align-items: center; justify-content: center; margin: 0 auto;"> A-5 5 13 </div>
--	---	---	---	--	---	---	-----------------------------------	--

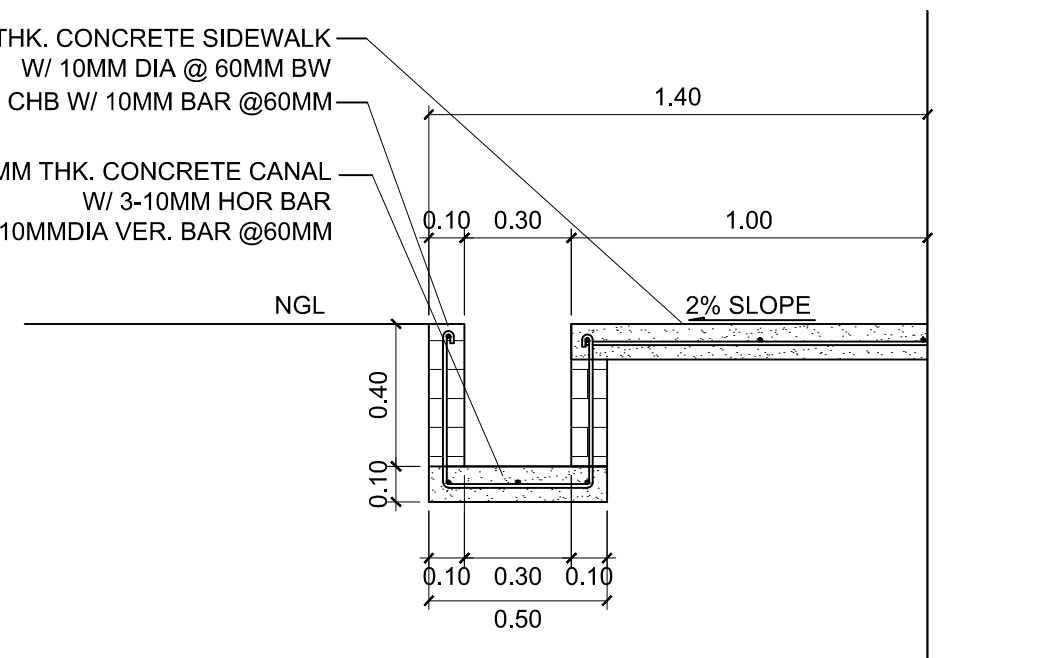


CROSS SECTION

SCALE: @ 1:150 MTS.

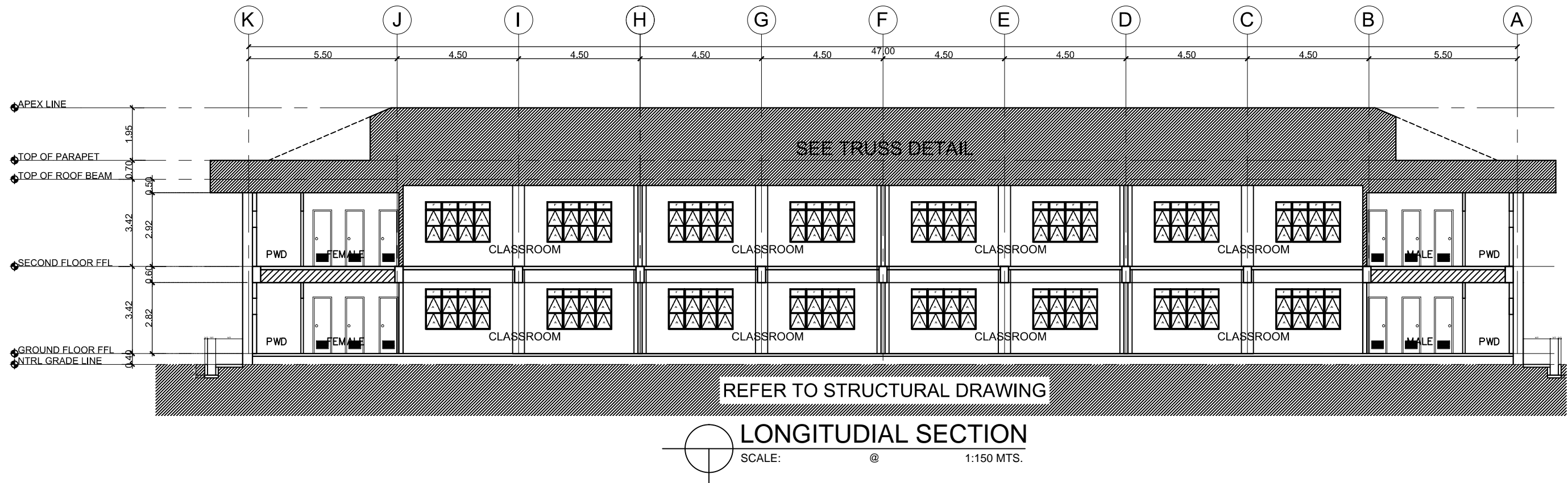
100MM THK. CONCRETE SIDEWALK
W/ 10MM DIA @ 60MM BW
4" CHB W/ 10MM BAR @60MM

100MM THK. CONCRETE CANAL
W/ 3-10MM HOR BAR
10MMDIA VER. BAR @60MM




DETAIL OF CONCRETE CANAL

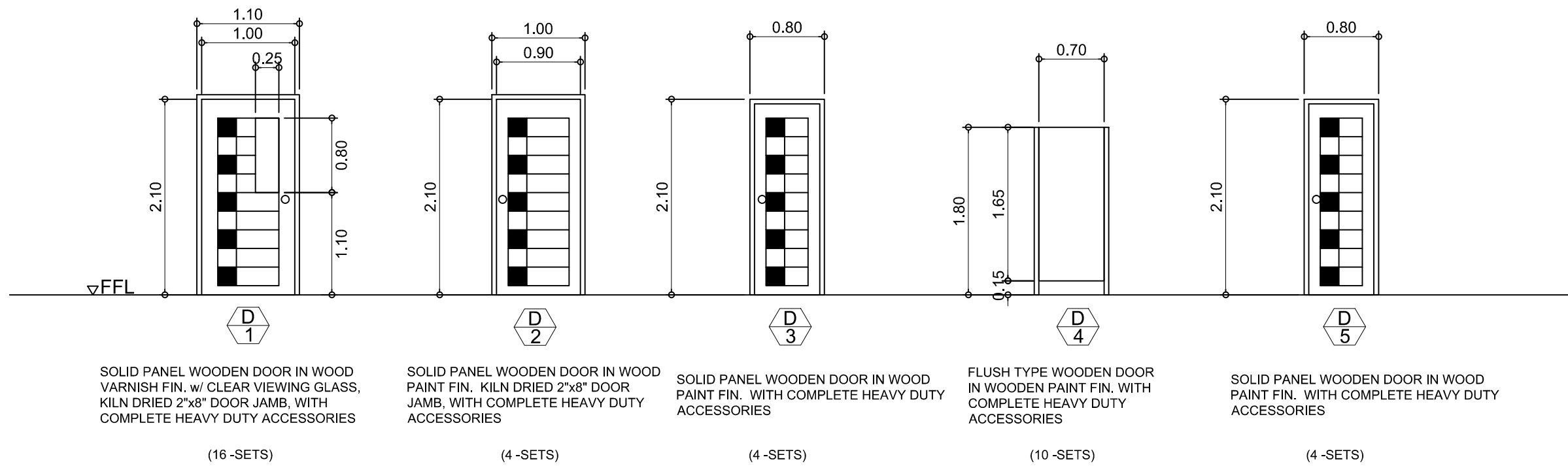
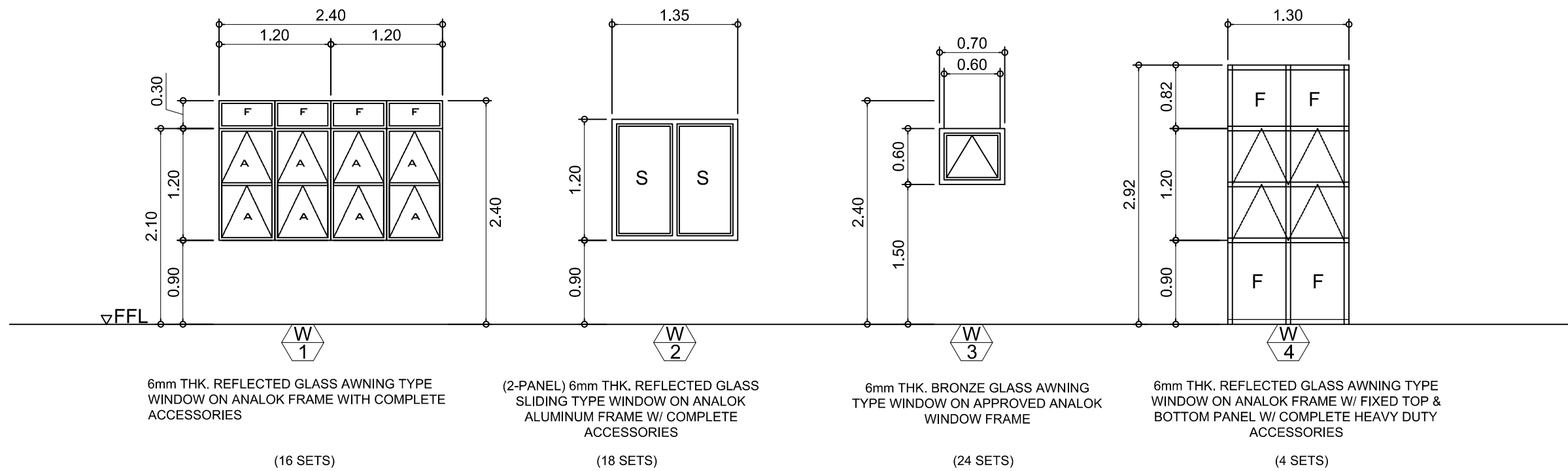
SCALE: @ 1:20 MTS.









LONGITUDIAL SECTION

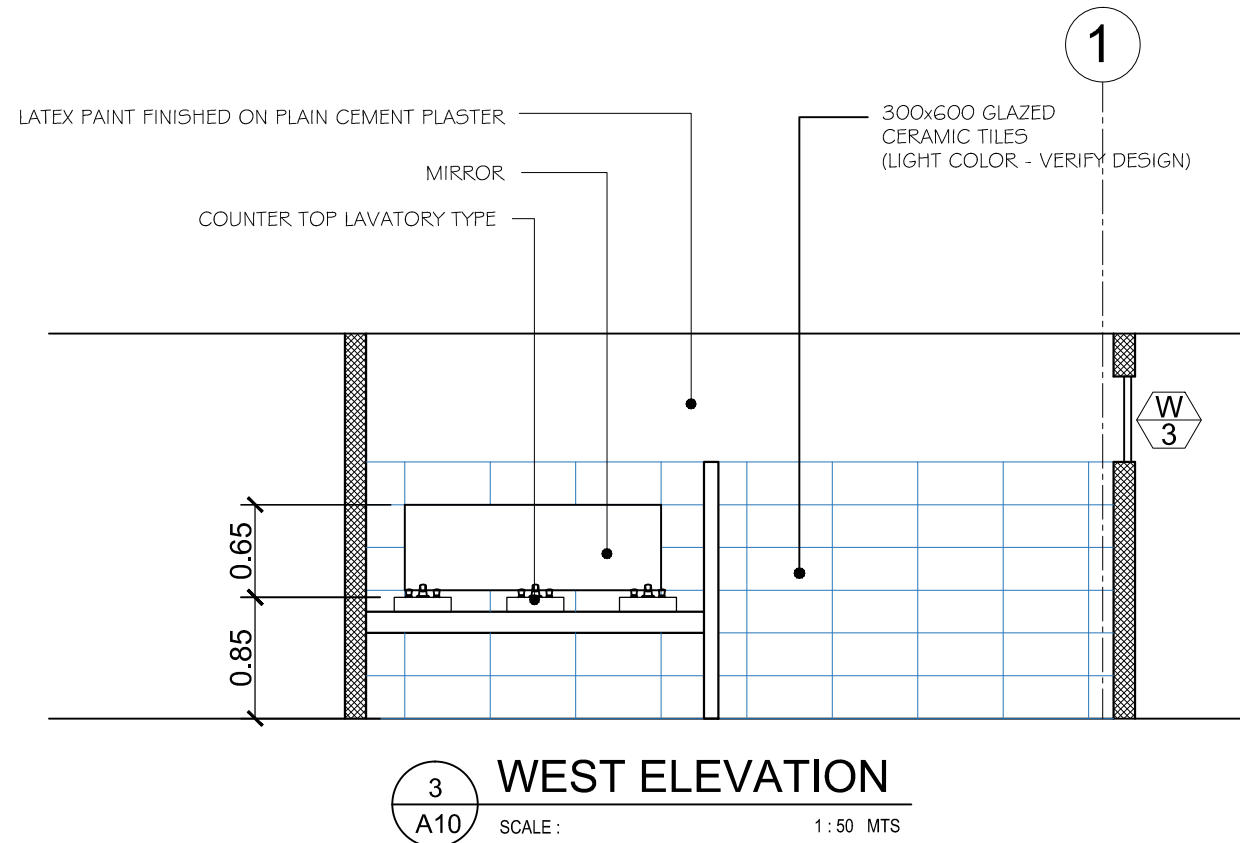
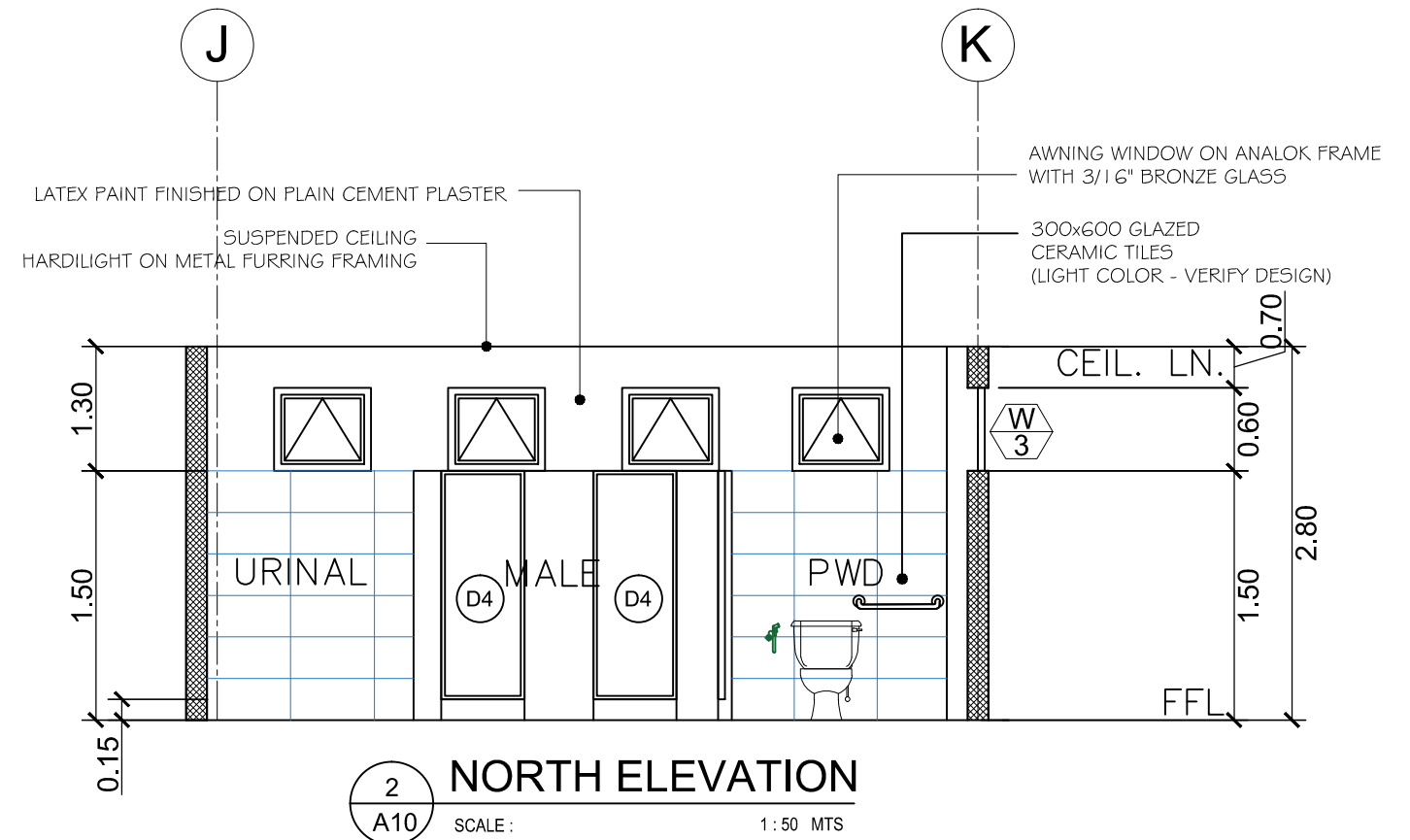
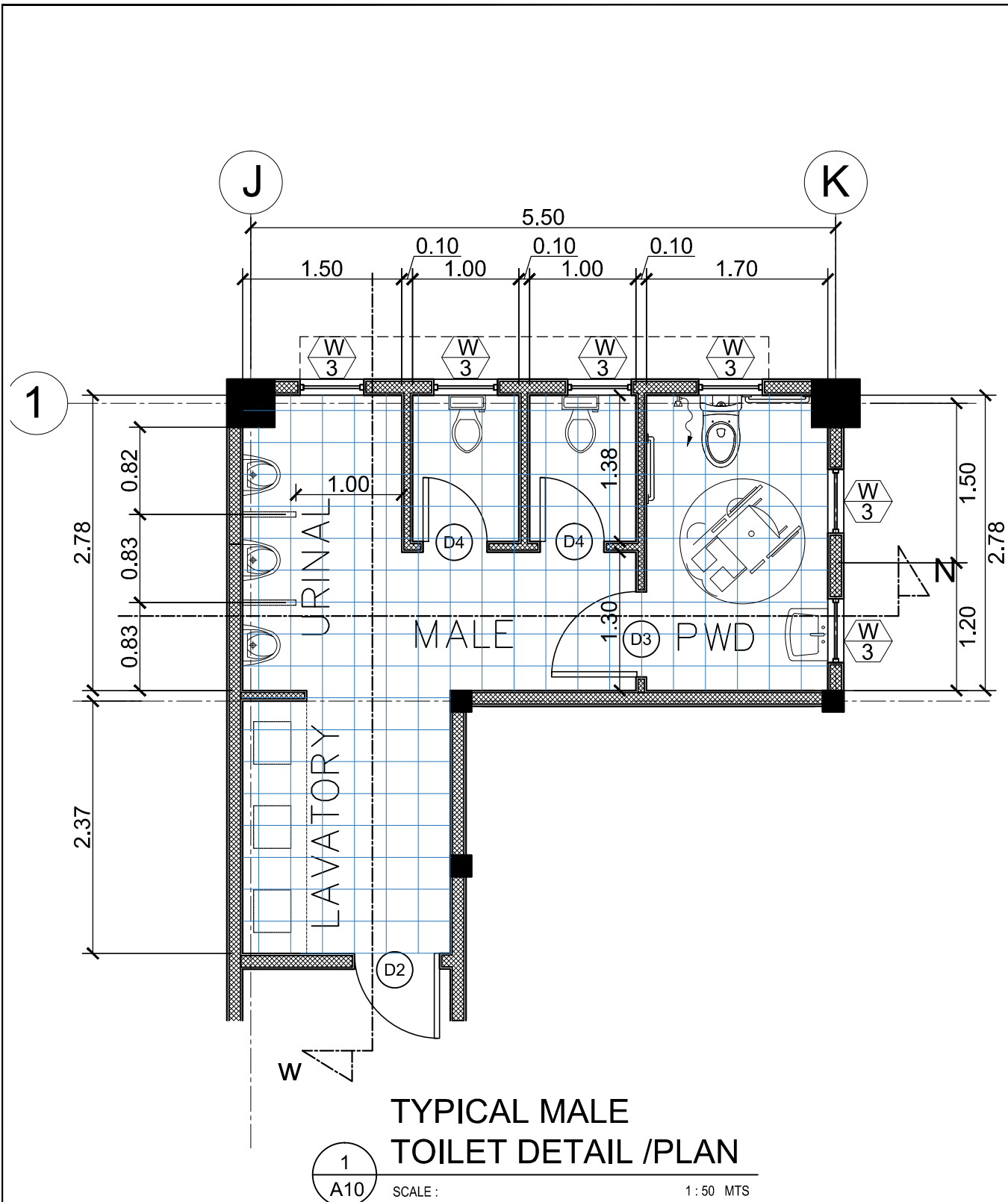
SCALE: @ 1:150 MTS.

	PROJECT TITLE :	PREPARED BY:	CHECKED AND SUBMITTED BY:	NOTED BY:	RECOMMENDING APPROVAL:	APPROVED:	SHEET CONTENT:	SHEET NO:
	CONSTRUCTION OF TWO (2) STOREY 8 CL ACADEMIC BUILDING WITH COMPLETE FURNITURES & FIXTURES AT DUMINGAG CAMPUS LOCATION : DUMINGAG, ZAMBOANGA DEL SUR	<i>A. B. Gapol</i> AIVY B. GAPOL, CE ENGINEERING ASSISTANT	<i>P. B. Mamintas</i> PANGASIAN B. MAMINTAS, CE COLLEGE ENGINEER	<i>N. D. Bilbao</i> NANETTE D. BILBAO, Ed.D DUMINGAG CAMPUS ADMINISTRATOR	<i>R. P. Millares, Jr.</i> RODRIGO P. MILLARES, JR., REE, EnP. PLANNING AND DEVELOPMENT DIRECTOR	<i>Dr. Freddie T. Bernal</i> DR. FREDDIE T. BERNAL, CESO III OIC-PRESIDENT	AS SHOWN	A-7 7 13



SCHEDULE OF DOORS & WINDOWS
 SCALE: _____ @ _____ 1:50 MTS.

	PROJECT TITLE : CONSTRUCTION OF TWO (2) STOREY 8 CL ACADEMIC BUILDING WITH COMPLETE FURNITURES & FIXTURES AT DUMINGAG CAMPUS	PREPARED BY:  AIVY B. GAPOL, CE ENGINEERING ASSISTANT	CHECKED AND SUBMITTED BY:  PANGASIAN B. MAMINTAS, CE COLLEGE ENGINEER	NOTED BY:  NANETTE D. BILBAO, Ed.D DUMINGAG CAMPUS ADMINISTRATOR	RECOMMENDING APPROVAL:  RODRIGO P. MILLARES, JR., REE, EnP. PLANNING AND DEVELOPMENT DIRECTOR	APPROVED:  DR. FREDDIE T. BERNAL, CESO III OIC-PRESIDENT	SHEET CONTENT: AS SHOWN	SHEET NO: <div style="border: 1px solid black; border-radius: 50%; width: 30px; height: 30px; display: flex; align-items: center; justify-content: center; margin: 0 auto;"> A-8 8 13 </div>
LOCATION : DUMINGAG, ZAMBOANGA DEL SUR		DATE :	DATE :	DATE :	DATE :	DATE :		



	PROJECT TITLE :	PREPARED BY:	CHECKED AND SUBMITTED BY:	NOTED BY:	RECOMMENDING APPROVAL:	APPROVED:	SHEET CONTENT:	SHEET NO.:
	CONSTRUCTION OF TWO (2) STOREY 8 CL ACADEMIC BUILDING WITH COMPLETE FURNITURES & FIXTURES AT DUMINGAG CAMPUS LOCATION : DUMINGAG, ZAMBOANGA DEL SUR	<i>A. B. Gapol</i> AIVY B. GAPOL, CE ENGINEERING ASSISTANT	<i>Pangasian B. Mamintas</i> PANGASIAN B. MAMINTAS, CE COLLEGE ENGINEER	<i>Nanette J. Bilbao</i> NANETTE J. BILBAO, Ed.D DUMINGAG CAMPUS ADMINISTRATOR	<i>Rodrigo P. Millares, Jr.</i> RODRIGO P. MILLARES, JR., REE, EnP. PLANNING AND DEVELOPMENT DIRECTOR	<i>Dr. Freddie T. Bernal</i> DR. FREDDIE T. BERNAL, CESO III OIC-PRESIDENT	AS SHOWN	A-10 10/13



PLASTIC SCHOOL CHAIR WITH ARMREST



60CM x 90CM WOODEN TEACHER'S TABLE WITH THREE (3) DRAWERS



WOODEN TEACHER'S CHAIR










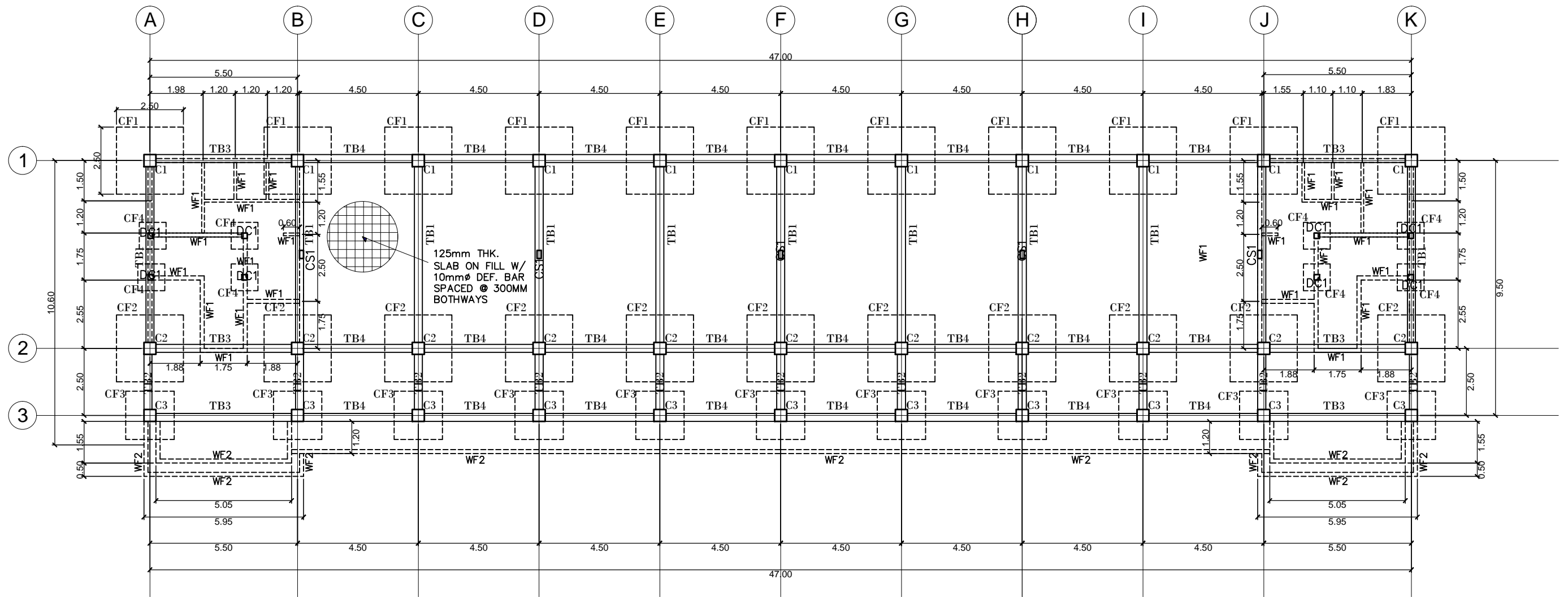
4ft x 8ft, MAGNETIC WHITE BOARD WITH ALUMINUM FRAME AND TRAY (FIXED TO WALL)



4ft x 8ft, GREEN/CHALK BOARD WITH ALUMINUM FRAME AND TRAY (FIXED TO WALL)


DETAILS OF FURNITURES
 SCALE: _____ @ _____ NTS

	PROJECT TITLE :	PREPARED BY:	CHECKED AND SUBMITTED BY:	NOTED BY:	RECOMMENDING APPROVAL:	APPROVED:	SHEET CONTENT:	SHEET NO:
	CONSTRUCTION OF TWO (2) STOREY 8 CL ACADEMIC BUILDING WITH COMPLETE FURNITURES & FIXTURES AT DUMINGAG CAMPUS LOCATION : DUMINGAG, ZAMBOANGA DEL SUR	 AIVY B. GAPOL, CE ENGINEERING ASSISTANT	 PANGASIAN B. MAMINTAS, CE COLLEGE ENGINEER	 NANETTE R. BILBAO, Ed.D DUMINGAG CAMPUS ADMINISTRATOR	 RODRIGO P. MILLARES, JR., REE, EnP. PLANNING AND DEVELOPMENT DIRECTOR	 DR. FREDDIE T. BERNAL, CESO III OIC-PRESIDENT	AS SHOWN	



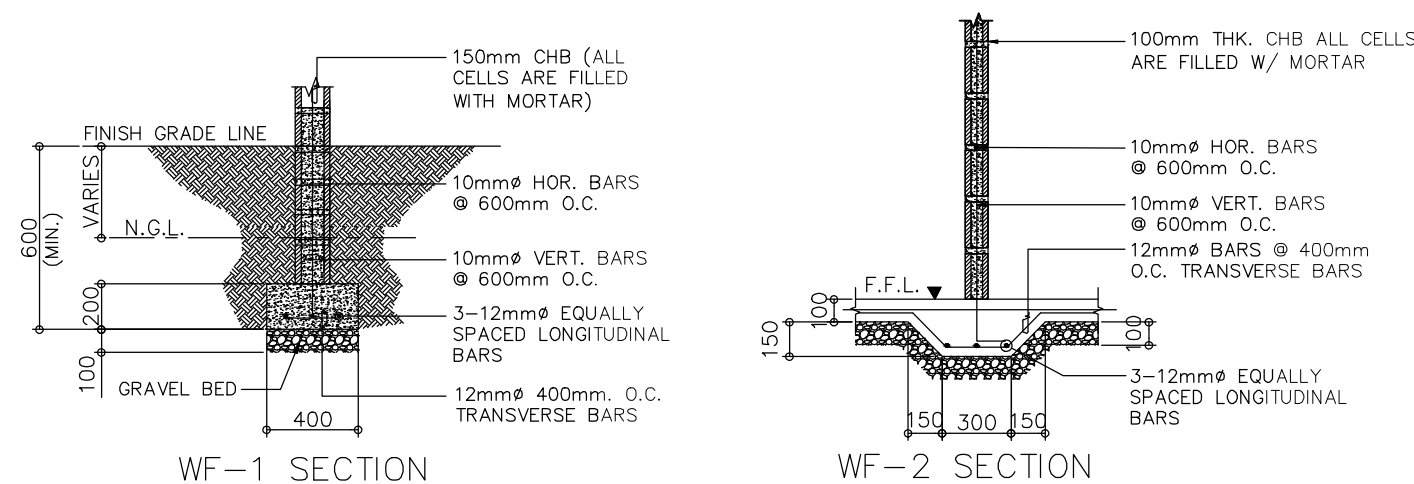
FOUNDATION PLAN
 SCALE 1:150M

	PROJECT TITLE : CONSTRUCTION OF TWO (2) STOREY 8 CL ACADEMIC BUILDING WITH COMPLETE FURNITURES & FIXTURES AT DUMINGAG CAMPUS LOCATION : DUMINGAG, ZAMBOANGA DEL SUR	PREPARED BY: AIVY B. GAPOL, CE ENGINEERING ASSISTANT	CHECKED AND SUBMITTED BY: PANGASIAN B. MAMINTAS, CE COLLEGE ENGINEER	NOTED BY: NANETTE D. BILBAO, Ed.D DUMINGAG CAMPUS ADMINISTRATOR	RECOMMENDING APPROVAL: RODRIGO P. MILLARES, JR., REE, EnP PLANNING AND DEVELOPMENT DIRECTOR	APPROVED: DR. FREDDIE T. BERNAL, CESO III OIC-PRESIDENT	SHEET CONTENT: AS SHOWN	SHEET NO.: <div style="border: 1px solid black; border-radius: 50%; width: 30px; height: 30px; display: flex; align-items: center; justify-content: center; margin: 0 auto;"> <div style="text-align: center; width: 15px; height: 15px; border: 1px solid black; border-radius: 50%; display: flex; align-items: center; justify-content: center;"> S-3 </div> <div style="text-align: center; width: 15px; height: 15px; border: 1px solid black; border-radius: 50%; display: flex; align-items: center; justify-content: center;"> 3 12 </div> </div>
--	---	---	---	--	--	--	-----------------------------------	--

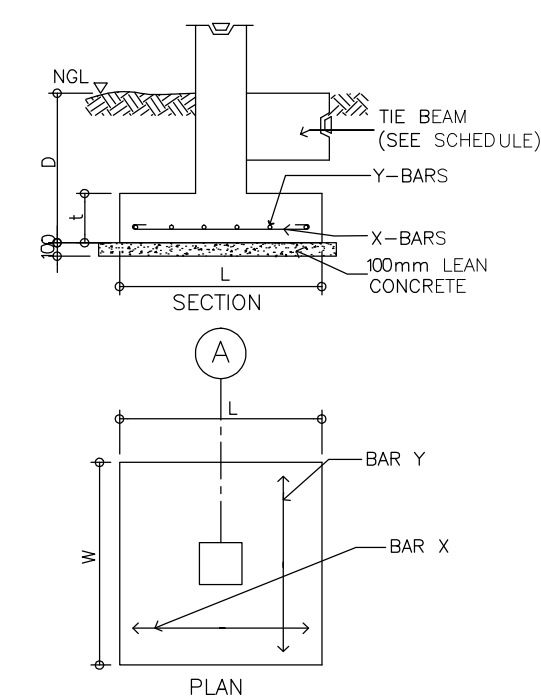
		COLUMN SCHEDULE						
LEVEL		C-1	C-2	C-3	SC-1	DC-1		
2F TO RF								
	SIZE MAIN BAR TIES (Lv) CONFINEMENT TIES (Lo & Lj)	450 X 450 12 - 20mm 10mm @ 150 - 3 SETS 10mm @ 100 - 3 SETS	450 X 450 12 - 20mm 10mm @ 150 - 3 SETS 10mm @ 100 - 3 SETS	450 X 450 12 - 16mm 10mm @ 150 - 3 SETS 10mm @ 100 - 3 SETS	150 X 300 4 - 16mm 10mm @ 150 - 1 SET 10mm @ 100 - 1 SET			
GF TO 2F								
	SIZE MAIN BAR TIES (Lv) CONFINEMENT TIES (Lo & Lj)	450 X 450 12 - 20mm 10mm @ 150 - 3 SETS 10mm @ 100 - 3 SETS	450 X 450 12 - 20mm 10mm @ 150 - 3 SETS 10mm @ 100 - 3 SETS	450 X 450 12 - 16mm 10mm @ 150 - 3 SETS 10mm @ 100 - 3 SETS	150 X 300 4 - 16mm 10mm @ 150 - 1 SET 10mm @ 100 - 1 SET	200 X 200 6 - 16mm 10mm @ 150 - 1 SET 10mm @ 100 - 1 SET		
FDN TO GF								
	SIZE MAIN BAR TIES (Lv) CONFINEMENT TIES (Lo & Lj)	450 X 450 12 - 20mm 10mm @ 100 - 3 SETS	450 X 450 12 - 20mm 10mm @ 100 - 3 SETS	450 X 450 12 - 16mm 10mm @ 100 - 3 SETS		200 X 200 6 - 16mm 10mm @ 150 - 1 SET 10mm @ 100 - 1 SET		

SCHEDULE OF FOOTING												
FOOTING REMARKS	FOOTING DIMENSIONS (m)							REINFORCEMENT				REMARKS
	LENGTH (m)	WIDTH (m)	X (m)	Y (m)	Z (m)	Thickness (m)	FOUNDING DEPTH (m)	BAR X		BAR Y		
								TOP	BOTTOM	TOP	BOTTOM	
CF-1	2.50	2.50	-	-	-	0.40	1.50	-	20 @ 150mm	-	20 @ 150mm	SQUARE FOOTING ALONG GRID 1
CF-2	2.50	2.50	-	-	-	0.40	1.50	-	20 @ 150mm	-	20 @ 150mm	SQUARE FOOTING ALONG GRID 2
CF-3	1.80	1.80	-	-	-	0.40	1.50	-	20 @ 150mm	-	20 @ 150mm	SQUARE FOOTING ALONG GRID 3
CF-4	1.00	1.00	-	-	-	0.25	1.00	-	16 @ 150mm	-	16 @ 150mm	SQUARE FOOTING

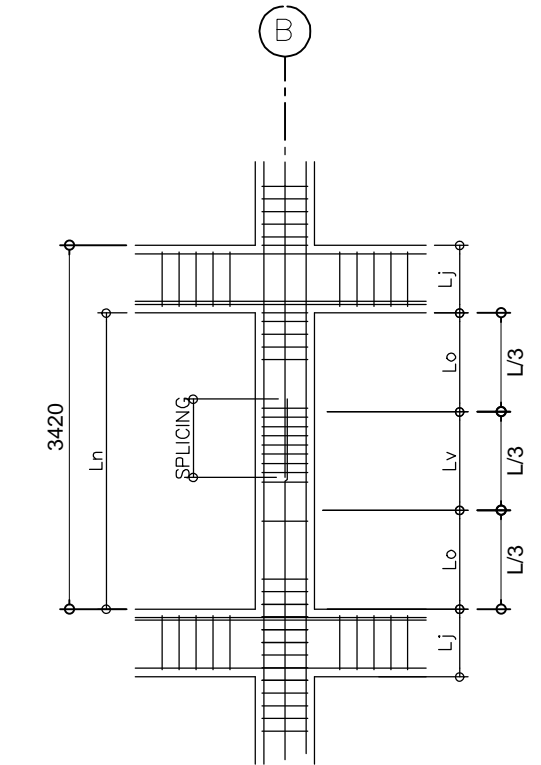
SCHEDULE OF FOOTING TIE BEAMS																
FLOOR LEVEL	BEAM MARK	BEAM DIMENSIONS (in / mm)		STEEL REINFORCEMENTS						STIRRUPS (UNLESS NOTED OTHERWISE)						
		B	D	REBAR (mm Ø)	LEFT		MID SPAN		RIGHT		SUPPORT 2D			MIDSPAN		
					TOP	BOTTOM	TOP	BOTTOM	TOP	BOTTOM	BAR	SPACING	TYPE	BAR	SPACING	TYPE
FOUNDATION	TB-1	300	500	Ø25mm	5	3	5	3	5	3	12	90	B	12	100	B
	TB-2	300	500	Ø25mm	5	3	5	3	5	3	12	90	B	12	100	B
	TB-3	300	500	Ø25mm	5	3	5	3	5	3	12	90	B	12	100	B
	TB-4	300	500	Ø25mm	5	3	5	3	5	3	12	90	B	12	100	B



3 **DETAIL OF WALL FOOTINGS**
S-4 SCALE 1:20 M.



1 **TYPICAL FOOTING DETAIL**
S-4 NOT TO SCALE



2 **ELEVATION OF COLUMN**
S-4 SCALE 1:100 M.

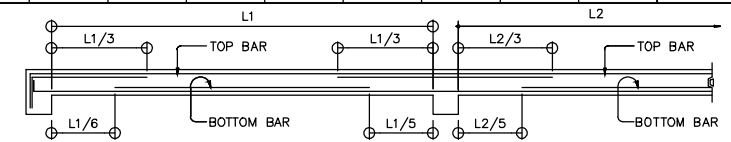
	PROJECT TITLE :	PREPARED BY:	CHECKED AND SUBMITTED BY:	NOTED BY:	RECOMMENDING APPROVAL:	APPROVED:	SHEET CONTENT:	SHEET NO.:
	CONSTRUCTION OF TWO (2) STOREY 8 CL ACADEMIC BUILDING WITH COMPLETE FURNITURES & FIXTURES AT DUMINGAG CAMPUS LOCATION : DUMINGAG, ZAMBOANGA DEL SUR	 AIVY B. GAPOL, CE ENGINEERING ASSISTANT	 PANGASIAN B. MAMINTAS, CE COLLEGE ENGINEER	 NANETTE D. MILBAO, Ed.D DUMINGAG CAMPUS ADMINISTRATOR			 DR. FREDDIE T. BERNAL, CESO III OIC-PRESIDENT	AS SHOWN

SCHEDULE OF SLABS

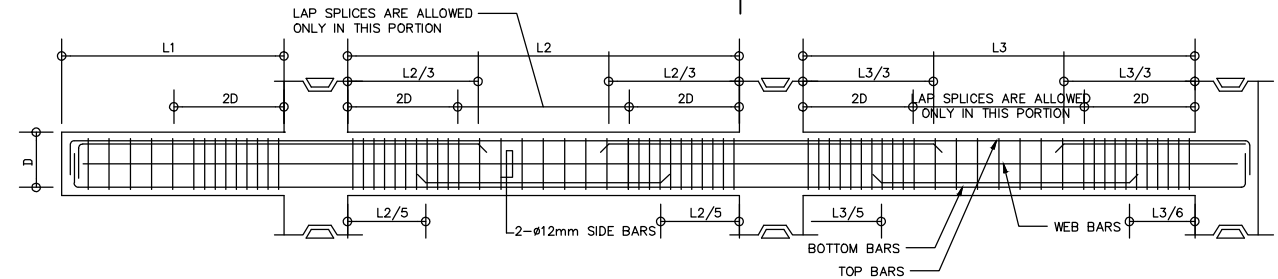
FLOOR LEVEL	SLAB MARK	THICKNESS (mm)	REBAR (mm ϕ)	ALONG SHORT DIRECTION						ALONG LONG DIRECTION						REMARKS	
				CONTINUOUS		MID SPAN		DISCONTINUOUS		REBAR (mm ϕ)	CONTINUOUS		MID SPAN		DISCONTINUOUS		
				TOP	BOTTOM	TOP	BOTTOM	TOP	BOTTOM		TOP	BOTTOM	TOP	BOTTOM	TOP		BOTTOM
2F	S-1	150	ϕ 12mm	125	125	--	125	125	125	ϕ 12mm	125	125	--	125	125	125	2-WAY SLAB
	S-2	150	ϕ 12mm	125	125	--	125	125	125	ϕ 12mm	125	125	--	125	125	125	2-WAY SLAB
	S-3	150	ϕ 12mm	125	125	--	125	125	125	ϕ 12mm	125	125	--	125	125	125	1-WAY SLAB
	S-4	150	ϕ 12mm	125	125	--	125	125	125	ϕ 12mm	125	125	--	125	125	125	1-WAY SLAB
	S-5	150	ϕ 12mm	125	125	--	125	125	125	ϕ 12mm	125	125	--	125	125	125	1-WAY SLAB
	S-6	150	ϕ 12mm	125	125	--	125	125	125	ϕ 12mm	125	125	--	125	125	125	1-WAY SLAB
	S-7	150	ϕ 12mm	125	125	--	125	125	125	ϕ 12mm	125	125	--	125	125	125	1-WAY SLAB
RD	S-1	150	ϕ 12mm	125	125	--	125	125	125	ϕ 12mm	125	125	--	125	125	125	2-WAY SLAB
	S-2	150	ϕ 12mm	125	125	--	125	125	125	ϕ 12mm	125	125	--	125	125	125	1-WAY SLAB
	S-3	150	ϕ 12mm	125	125	--	125	125	125	ϕ 12mm	125	125	--	125	125	125	1-WAY SLAB
	S-4	150	ϕ 12mm	125	125	--	125	125	125	ϕ 12mm	125	125	--	125	125	125	1-WAY SLAB

STIRRUP CONFIGURATIONS:

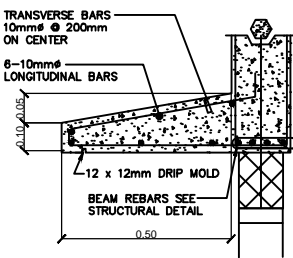
- I - 2 @ 50mm, 8 @ 100mm, 5 @ 150mm, REST @ 200mm TO MIDSPAN
- II - 2 @ 50mm, 8 @ 100mm, 5 @ 150mm, REST @ 175mm TO MIDSPAN
- III - 2 @ 50mm, 6 @ 100mm, REST @ 200mm TO MIDSPAN
- IV - 2 @ 50mm, 8 @ 100mm, REST @ 175mm TO MIDSPAN
- V - 2 @ 50mm, 8 @ 100mm, REST @ 200mm TO MIDSPAN
- VI - 2 @ 50mm, 6 @ 100mm, REST @ 150mm TO MIDSPAN
- VII - 2 @ 50mm, 6 @ 100mm, REST @ 150mm TO END SUPPORT



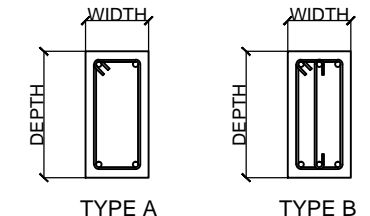
TYPICAL SLAB ELEVATION
SCALE NTS



TYPICAL BEAM ELEVATION
SCALE NTS



CONCRETE SUNBREAKER DETAIL
SCALE NTS

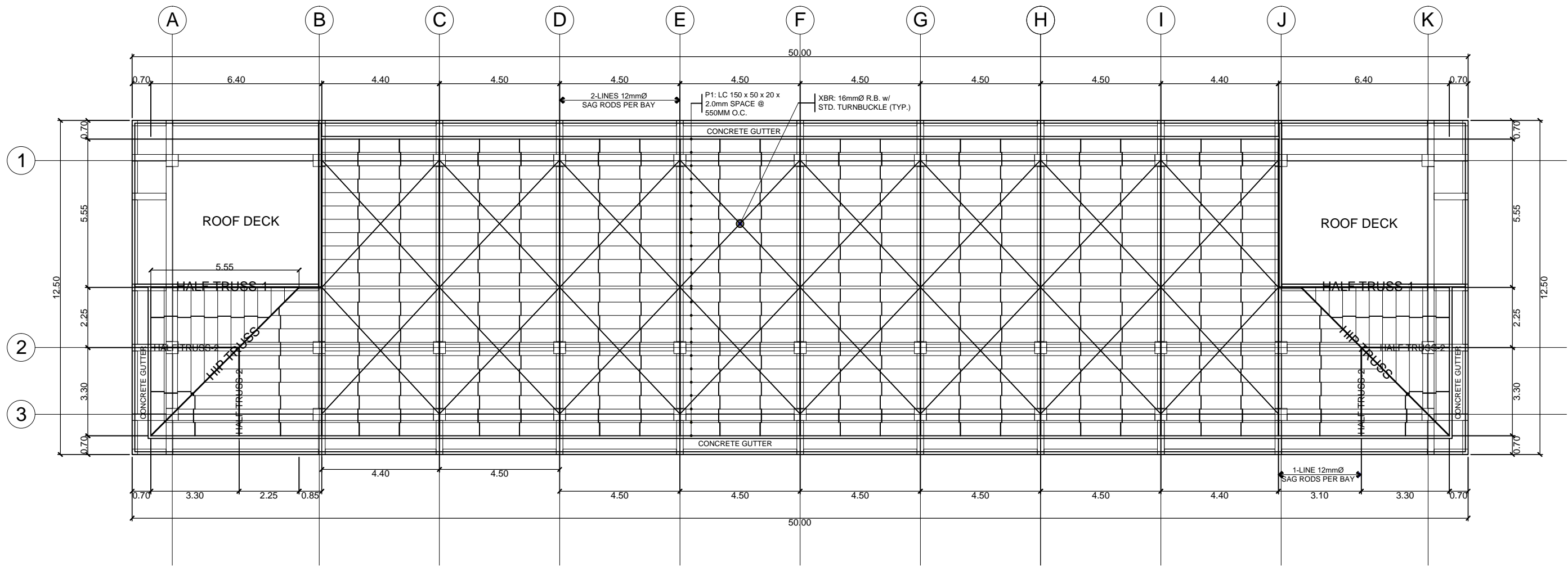


TYPE OF STIRRUPS
SCALE NTS

SCHEDULE OF BEAMS & GIRDERS														
FLOOR LEVEL	BEAM MARK	BEAM DIMENSIONS (IN (mm))		STEEL REINFORCEMENT						STIRRUPS (10mm ϕ BARS)		REMARKS		
				REBAR (mm ϕ)	LEFT		MIDDLE		RIGHT		WEB BARS (12MM)		CONFIGURATION	TYPE
					TOP	BOTTOM	TOP	BOTTOM	TOP	BOTTOM				
ROOF LEVEL	RB-1	250	500	ϕ 20mm	5	3	3	5	5	3	2	V	A	
	RB-2	250	500	ϕ 20mm	5	3	3	5	5	3	2	V	A	
	RB-3	250	500	ϕ 20mm	5	3	3	5	5	3	2	V	A	
	RB-4	250	500	ϕ 20mm	5	3	3	5	5	3	2	V	A	
	RB-5	250	500	ϕ 20mm	5	3	3	5	5	3	2	V	A	
	B-1	200	500	ϕ 16mm	5	3	5	3	5	3		VI	A	
	B-2	200	500	ϕ 16mm	5	3	5	3	5	3		VI	A	
	B-3	200	500	ϕ 16mm	5	3	5	3	5	3		VI	A	
	B-4	200	500	ϕ 16mm	5	3	5	3	5	3		VI	A	
	B-5	200	500	ϕ 16mm	5	3	5	3	5	3		VI	A	
2nd FLOOR LEVEL	G-1	300	600	ϕ 25mm	5	3	3	5	5	3	2	I	B	
	G-2	300	600	ϕ 25mm	7	3	5	5	7	3	2	II	B	
	G-3	300	600	ϕ 25mm	7	3	5	5	7	3	2	II	B	
	G-4	300	600	ϕ 25mm	5	3	3	5	5	3	2	III	B	
	G-5	300	600	ϕ 25mm	5	3	3	5	5	3	2	III	B	
	G-6	300	600	ϕ 25mm	5	3	3	5	5	3	2	III	B	
	G-7	300	600	ϕ 25mm	5	3	3	5	5	3	2	I	B	
	G-8	300	600	ϕ 25mm	5	3	3	5	5	3	2	I	B	
	G-9	300	600	ϕ 25mm	5	3	3	5	5	3	2	I	B	
	G-10	300	600	ϕ 25mm	5	2	3	4	5	2	2	IV	A	
	G-11	300	600	ϕ 25mm	5	3	3	5	5	3	2	I	B	
	G-12	300	600	ϕ 25mm	5	2	3	4	5	2	2	IV	A	
	B-1	250	600	ϕ 20mm	5	3	3	5	5	3	2	IV	A	
	B-2	250	600	ϕ 20mm	5	3	3	5	5	3	2	V	A	
	B-3	250	600	ϕ 20mm	5	3	3	5	5	3	2	V	A	
	B-4	200	600	ϕ 16mm	4	2	2	4	4	2		VI	A	
	B-5	200	600	ϕ 16mm	3	2	3	2	3	2		V	A	
	CRB-1	@SUP @OVER	300 300	600 600	ϕ 25mm	5	2	5	2	5	2		VII	A
CRB-2	@SUP @OVER	300 300	600 600	ϕ 25mm	5	2	5	2	5	2		II	A	
STAIR BEAM	STB-1	200	400	ϕ 16mm	3	3	3	3	3	3		V	A	
	STB-2	200	400	ϕ 16mm	3	3	3	3	3	3		V	A	

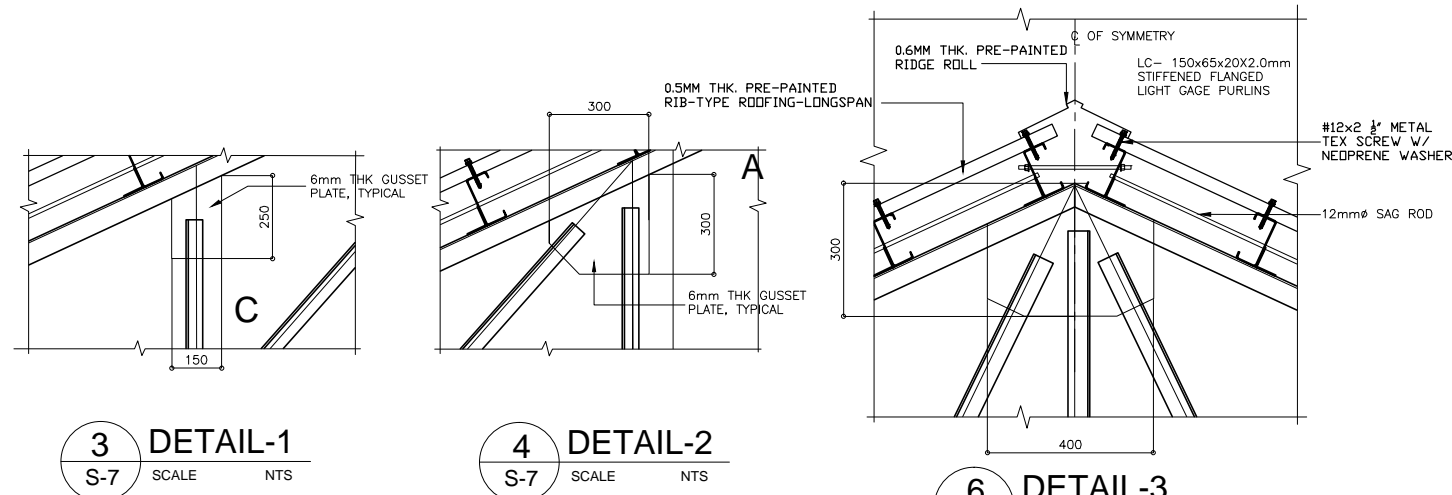


PROJECT TITLE : CONSTRUCTION OF TWO (2) STOREY 8 CL ACADEMIC BUILDING WITH COMPLETE FURNITURES & FIXTURES AT DUMINGAG CAMPUS	PREPARED BY: AIVY B. GAROL, CE ENGINEERING ASSISTANT	CHECKED AND SUBMITTED BY: PANGASIAN B. MAMINTAS, CE COLLEGE ENGINEER	NOTED BY: NANETTE D. BILBAO, Ed.D DUMINGAG CAMPUS ADMINISTRATOR	RECOMMENDING APPROVAL: RODRIGO P. MILLARES, JR. REE, EnP PLANNING AND DEVELOPMENT DIRECTOR	APPROVED: DR. FREDDIE T. BERNAL, CESO III OIC-PRESIDENT	SHEET CONTENT: AS SHOWN	SHEET NO: <div style="border: 1px solid black; border-radius: 50%; width: 30px; height: 30px; display: flex; align-items: center; justify-content: center; margin: auto;"> S-6 6 12 </div>
LOCATION : DUMINGAG, ZAMBOANGA DEL SUR		DATE :	DATE :	DATE :	DATE :	DATE :	



ROOF FRAMING PLAN
 SCALE 1:150M

	PROJECT TITLE : CONSTRUCTION OF TWO (2) STOREY 8 CL ACADEMIC BUILDING WITH COMPLETE FURNITURES & FIXTURES AT DUMINGAG CAMPUS <small>LOCATION : DUMINGAG, ZAMBOANGA DEL SUR</small>	PREPARED BY: AIVY B. GAPOL, CE ENGINEERING ASSISTANT	CHECKED AND SUBMITTED BY: PANGASIAN B. MAMINTAS, CE COLLEGE ENGINEER	NOTED BY: NANETTE D. BILBAO, Ed.D DUMINGAG CAMPUS ADMINISTRATOR	RECOMMENDING APPROVAL: RODRIGO P. MILLARES, JR., EnP PLANNING AND DEVELOPMENT DIRECTOR	APPROVED: DR. FREDDIE T. BERNAL, CESO III OIC-PRESIDENT	SHEET CONTENT: AS SHOWN	SHEET NO: <div style="border: 1px solid black; border-radius: 50%; width: 30px; height: 30px; display: flex; align-items: center; justify-content: center; margin: 0 auto;"> S-7 7 12 </div>
--	--	--	--	---	--	---	-----------------------------------	---

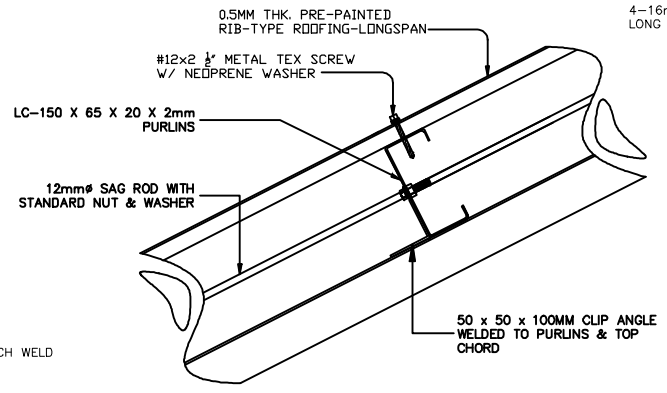


3 DETAIL-1
S-7 SCALE NTS

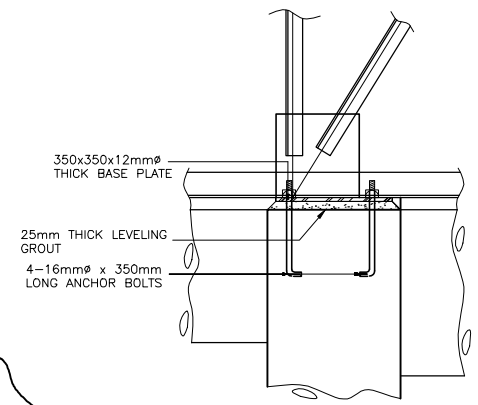
4 DETAIL-2
S-7 SCALE NTS

6 DETAIL-3
S-7 SCALE NTS

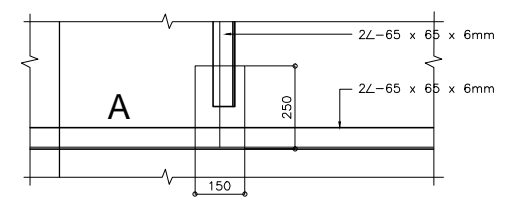
MARK	TRUSS MEMBERS SIZE mm	WELDS			REMARKS	
		THICKNESS mm	LENGTH mm			
			L1	L2	L3	
A	2Ls-65x65x6 (TOP/BOTTOM CHORDS)	6	FULL WELD			
B	2Ls-65x65x6	6	125	100	65	
C	2Ls-50x50x6	6	100	75	50	



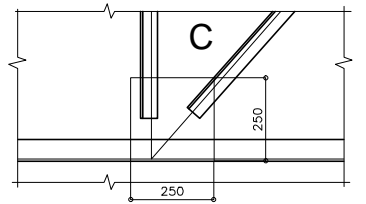
4 S-7 SCALE NTS



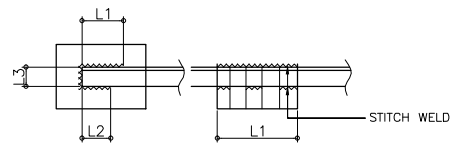
9B ELEVATION
S-7 SCALE



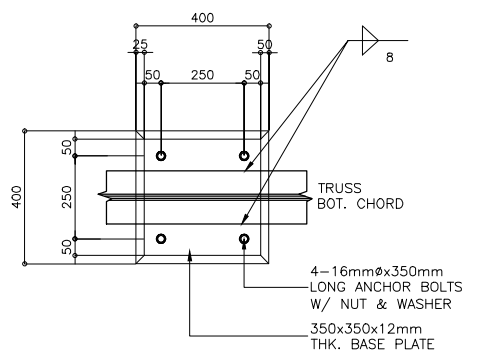
2 DETAIL
S-7 SCALE 1:10 M.



5 DETAIL-4
S-7 SCALE 1:10 M.

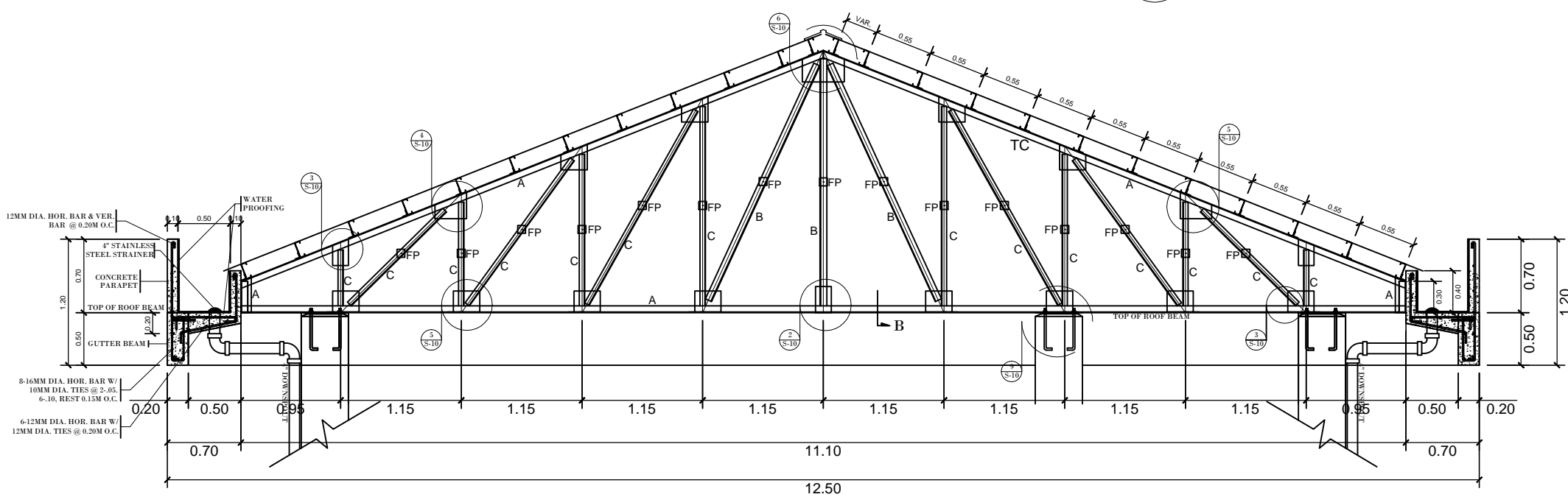


7 WELD DETAIL
S-7 NOT TO SCALE




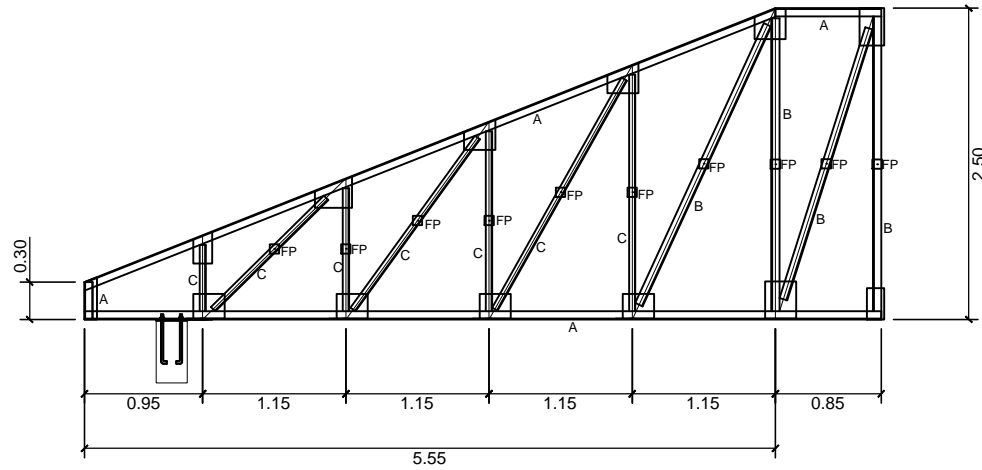
9A PLAN
S-7 SCALE

9 TRUSS SUPPORT CONNECTION DETAIL
S-7 SCALE AS SHOWN.



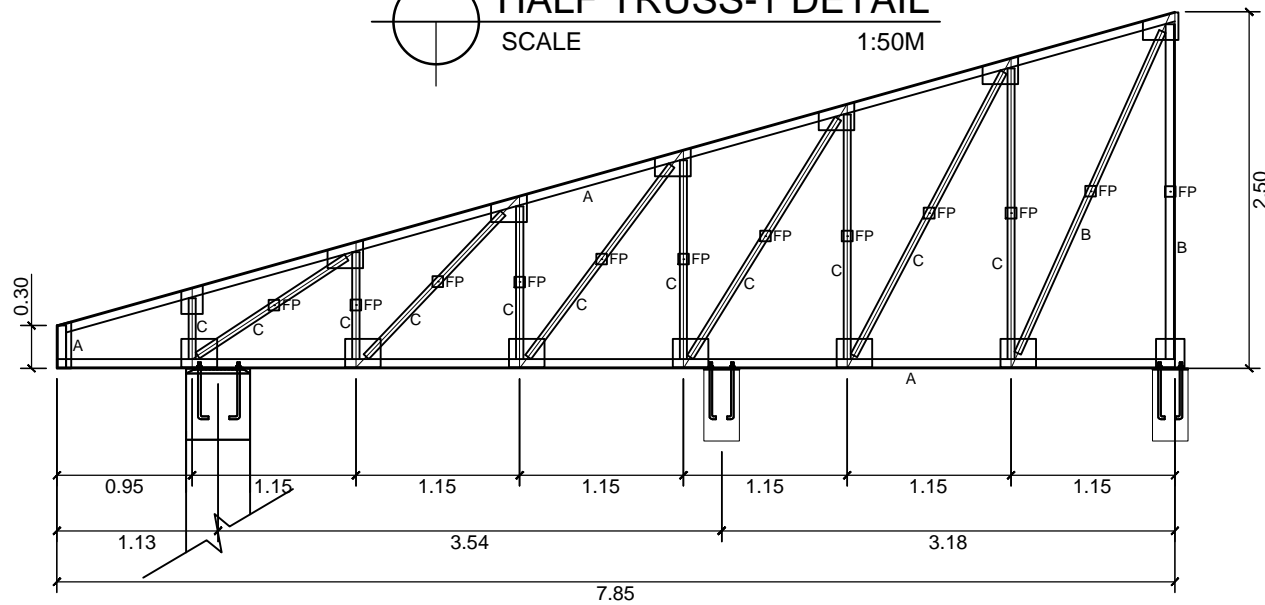
1 TRUSS-1 ELEVATION
S-7 SCALE 1:50

	PROJECT TITLE :	PREPARED BY:	CHECKED AND SUBMITTED BY:	NOTED BY:	RECOMMENDING APPROVAL:	APPROVED:	SHEET CONTENT:	SHEET NO.:
	CONSTRUCTION OF TWO (2) STOREY 8 CL ACADEMIC BUILDING WITH COMPLETE FURNITURES & FIXTURES AT DUMINGAG CAMPUS LOCATION : DUMINGAG, ZAMBOANGA DEL SUR	<i>abapol</i> AIVY B. GAPOL, CE ENGINEERING ASSISTANT	<i>Pangasian B. Mamintas</i> PANGASIAN B. MAMINTAS, CE COLLEGE ENGINEER	<i>Nanette D. Bilbao</i> NANETTE D. BILBAO, Ed.D DUMINGAG CAMPUS ADMINISTRATOR	<i>Rodrigo P. Millares, Jr.</i> RODRIGO P. MILLARES, JR., REE, EnP PLANNING AND DEVELOPMENT DIRECTOR	<i>DR. Freddie T. Bernal</i> DR. FREDDIE T. BERNAL, CESO III OIC-PRESIDENT	AS SHOWN	S-8 8 12

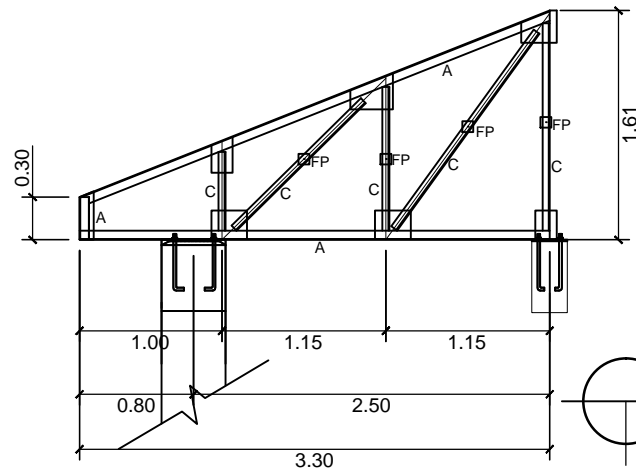


HALF TRUSS-1

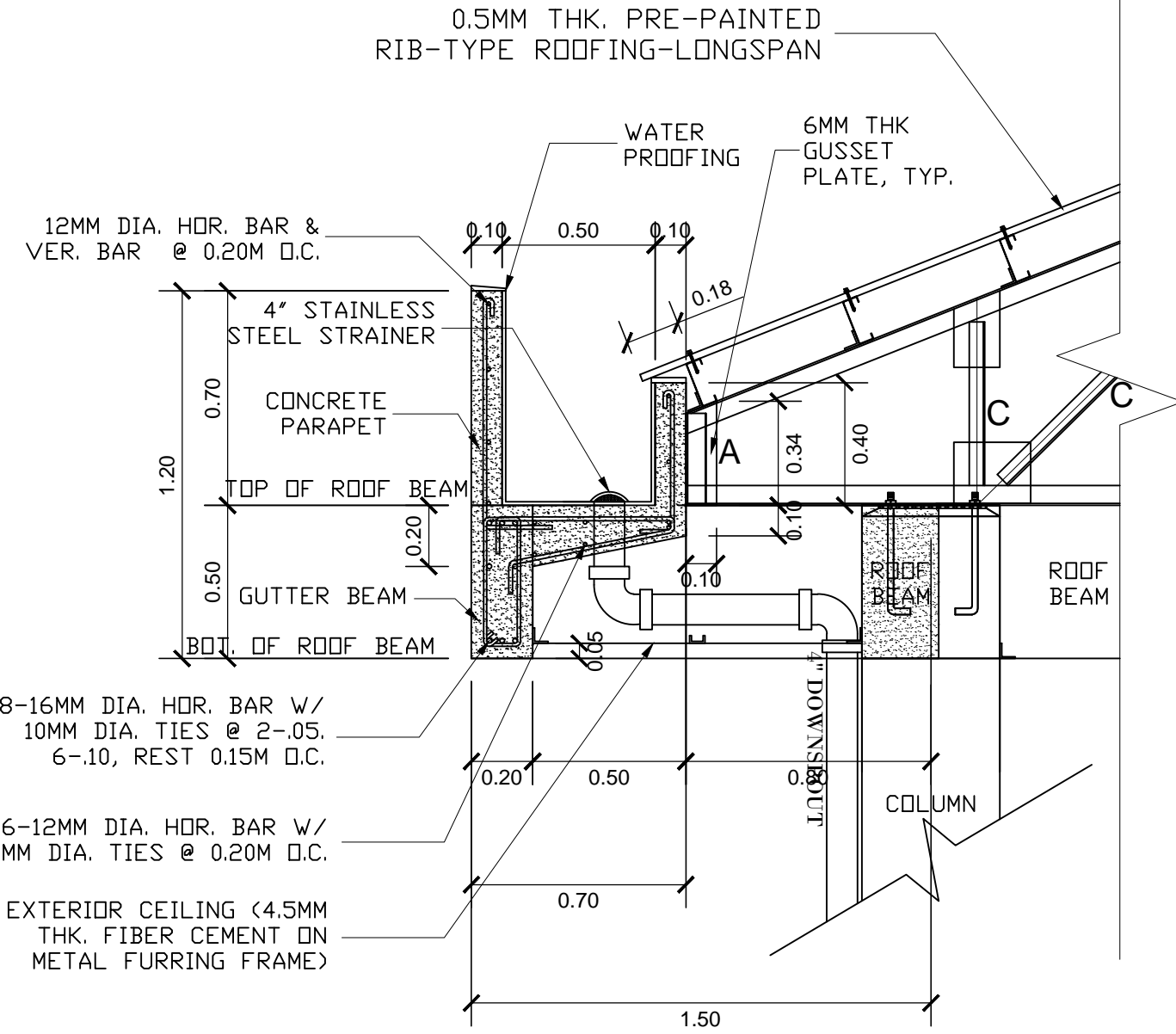
HALF TRUSS-1 DETAIL
SCALE 1:50M



HIP TRUSS DETAIL
SCALE 1:50M



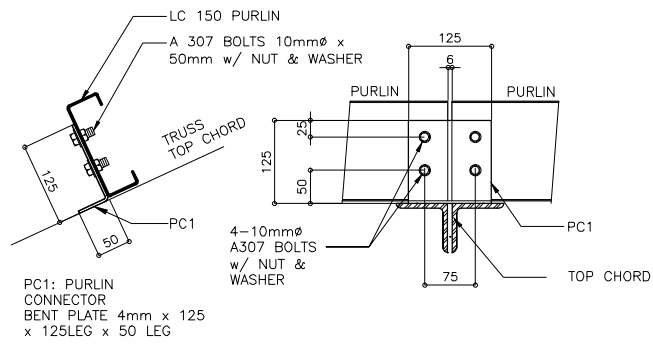
HALF TRUSS-2 DETAIL
SCALE 1:50M



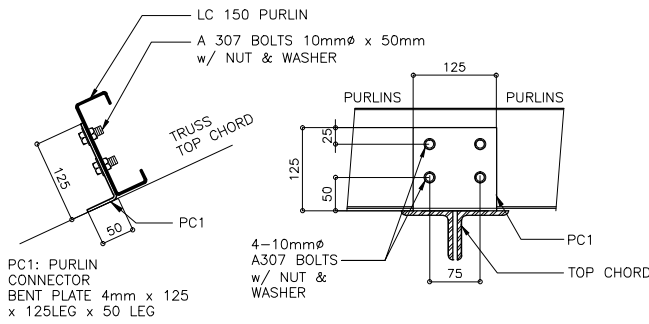
TRUSS DETAIL AT GUTTER END
SCALE 1:20M



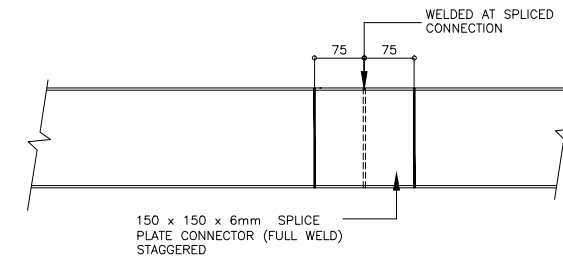
PROJECT TITLE : CONSTRUCTION OF TWO (2) STOREY 8 CL ACADEMIC BUILDING WITH COMPLETE FURNITURES & FIXTURES AT DUMINGAG CAMPUS LOCATION : DUMINGAG, ZAMBOANGA DEL SUR	PREPARED BY: <i>abapol</i> AIVY B. GAPOL, CE ENGINEERING ASSISTANT	CHECKED AND SUBMITTED BY: <i>[Signature]</i> PANGASIAN B. MAMINTAS, CE COLLEGE ENGINEER	NOTED BY: <i>[Signature]</i> NANETTE D. BILBAO, Ed.D DUMINGAG CAMPUS ADMINISTRATOR	RECOMMENDING APPROVAL: <i>[Signature]</i> RODRIGO P. MILLARES, JR., REE, EnP PLANNING AND DEVELOPMENT DIRECTOR	APPROVED: <i>[Signature]</i> DR. FREDDIE T. BERNAL, CESO III OIC-PRESIDENT	SHEET CONTENT: AS SHOWN	SHEET NO: S-9 9 12
--	---	--	---	---	---	----------------------------	----------------------------



5A FOR NON - CONTINUOUS PURLINS
S-9 SCALE 1:5 M.

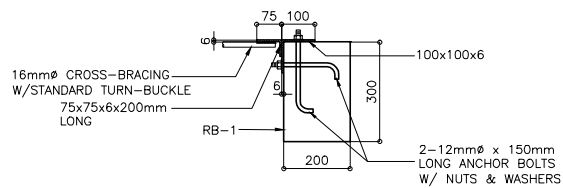


5B FOR CONTINUOUS PURLINS
S-9 SCALE 1:5 M.

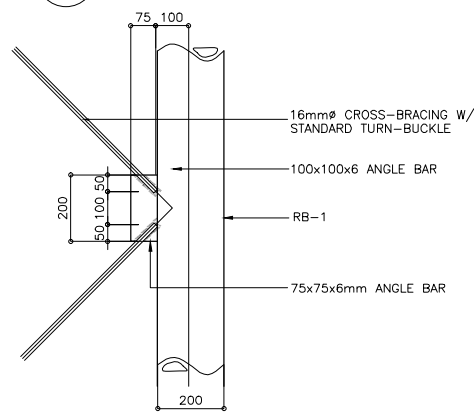


6 PURLIN SPLICE
S-9 SCALE

5 PURLIN CONNECTION DETAIL
S-9 SCALE 1:5 M.

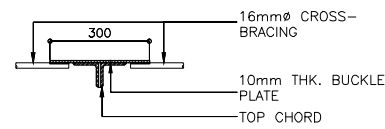


1B SECTION
S-8 SCALE 1:10 M

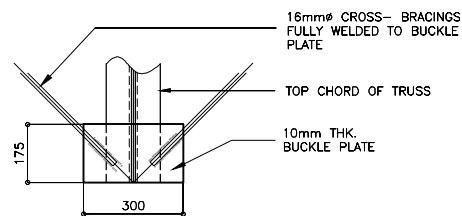


1A PLAN
S-8 SCALE 1:10 M

1 DETAIL CONN. OF CROSS-BRACING AT END WALL
S-9 SCALE 1:10 M.

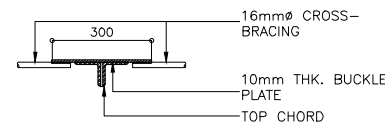


2B SECTION
S-9 SCALE 1:10 M

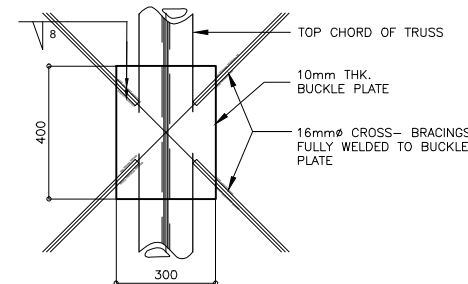


2A PLAN
S-9 SCALE 1:10 M

2 DETAIL CONN. OF CROSS-BRACING AT (GRID LINE A & C)
S-9 SCALE 1:10 M.

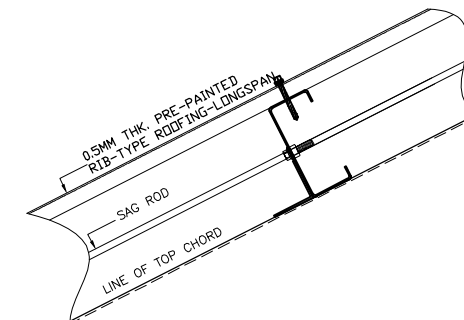


3B SECTION
S-9 SCALE 1:10 M

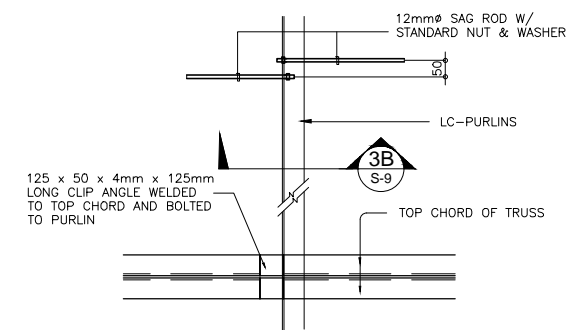


3A PLAN
S-9 SCALE 1:10 M

3 DETAIL CONN. OF CROSS-BRACING AT TRUSS @ APEX
S-9 SCALE 1:10 M.




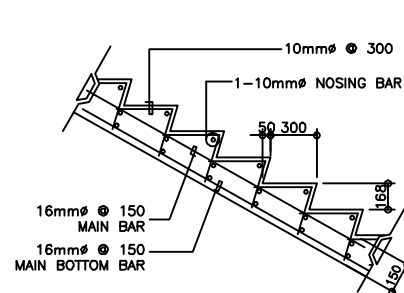
4B SECTION
S-9 SCALE 1:5 M



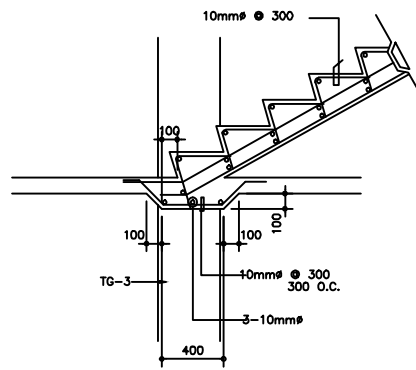
4A PLAN
S-9 SCALE 1:10 M

4 DETAIL OF PURLIN TO SAG ROD CONNECTION
S-9 SCALE SHOWN

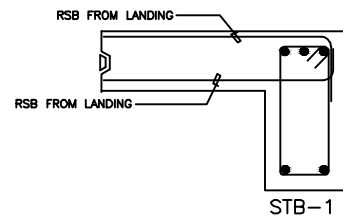
	PROJECT TITLE :	PREPARED BY:	CHECKED AND SUBMITTED BY:	NOTED BY:	RECOMMENDING APPROVAL:	APPROVED:	SHEET CONTENT:	SHEET NO.:
	CONSTRUCTION OF TWO (2) STOREY 8 CL ACADEMIC BUILDING WITH COMPLETE FURNITURES & FIXTURES AT DUMINGAG CAMPUS LOCATION : DUMINGAG, ZAMBOANGA DEL SUR	<i>abapol</i> <u>AIVY B. GAPOL, CE</u> ENGINEERING ASSISTANT	<i>Pangasian B. Mamintas</i> <u>PANGASIAN B. MAMINTAS, CE</u> COLLEGE ENGINEER	<i>Nanette D. Bilbao</i> <u>NANETTE D. BILBAO, Ed.D</u> DUMINGAG CAMPUS ADMINISTRATOR	<i>Rodrigo P. Millares, Jr.</i> <u>RODRIGO P. MILLARES, JR., REE, EnP</u> PLANNING AND DEVELOPMENT DIRECTOR	<i>DR. Freddie T. Bernal</i> <u>DR. FREDDIE T. BERNAL, CESO III</u> OIC-PRESIDENT	AS SHOWN	S-10 10/12



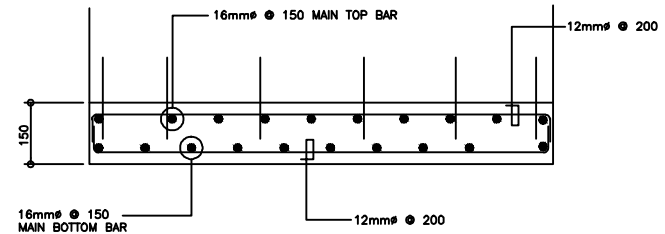
3 SPOT DETAIL
S-6 SCALE 1:20M



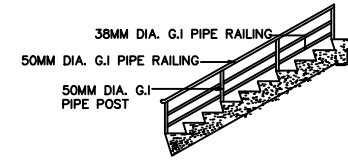
4 SPOT DETAIL
S-6 SCALE 1:20M



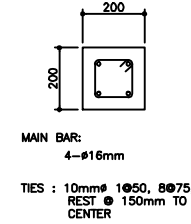
5 SPOT DETAIL
S-6 SCALE 1:20 M.



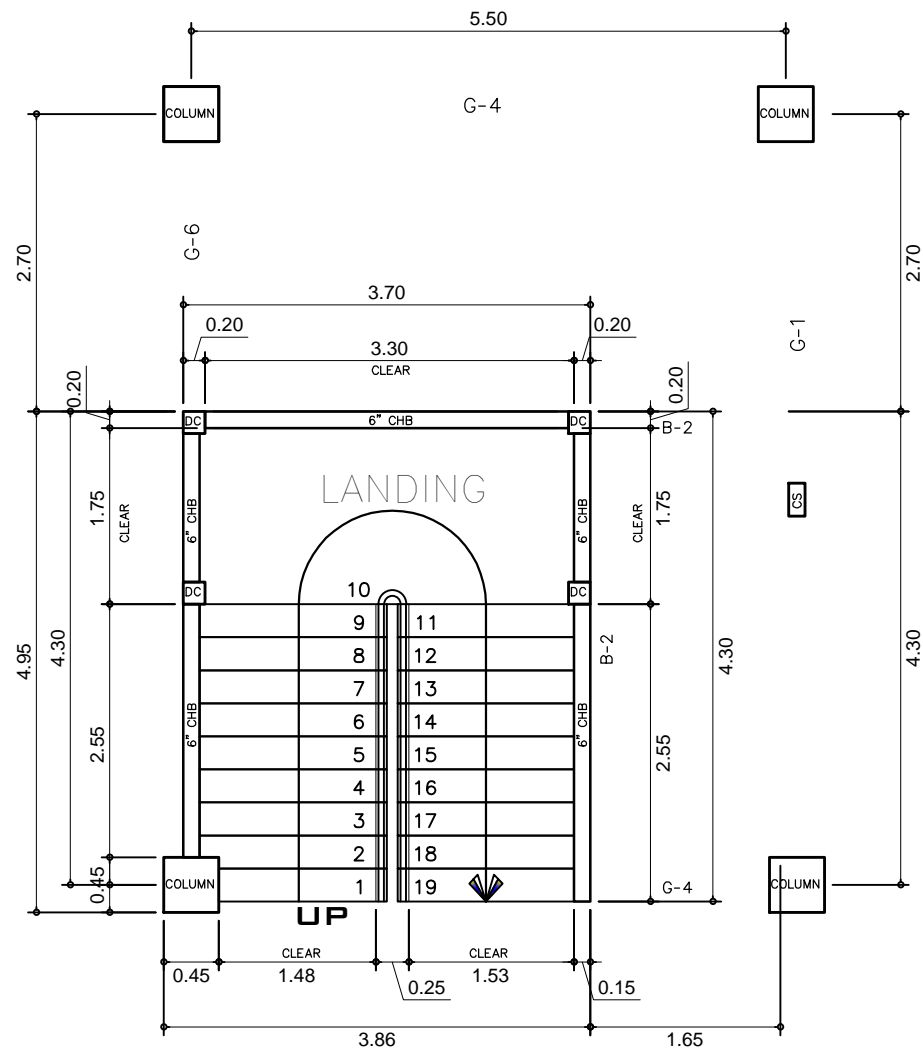
6 SECTION OF STAIR SLAB
S-6 SCALE 1:10M



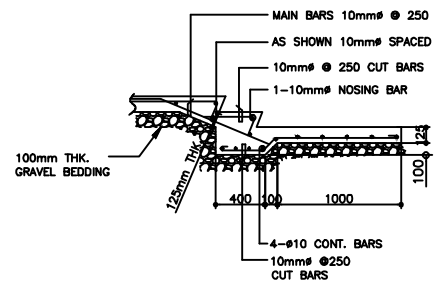
6 SPOT DETAIL
S-7 SCALE 1:20 M.



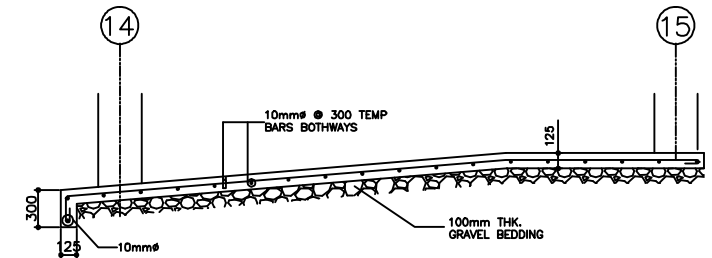
8 DETAIL OF DC
S-6 SCALE 1:10M



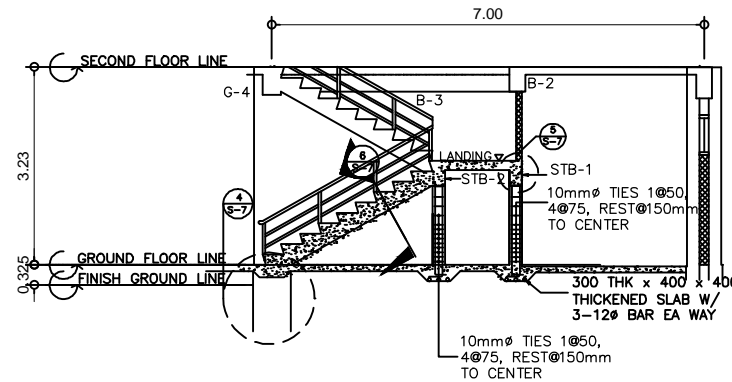
1 STAIR PLAN(TYP)
S-6 SCALE 1:50M



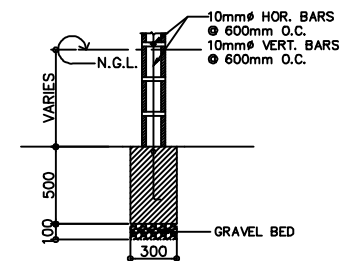
9 DET. OF STAIR ON GRADE
S-6 SCALE 1:25M



7 RAMP DETAIL
S-6 SCALE 1:30M

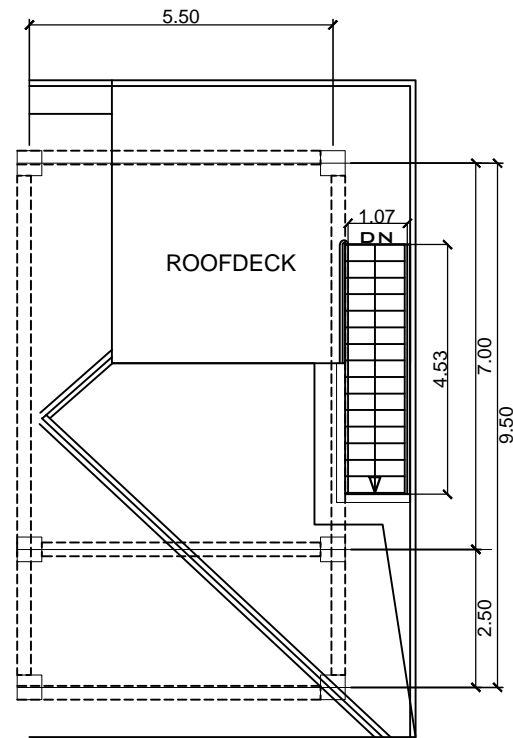


2 STAIR SECTION DETAIL
S-6 SCALE 1:50M

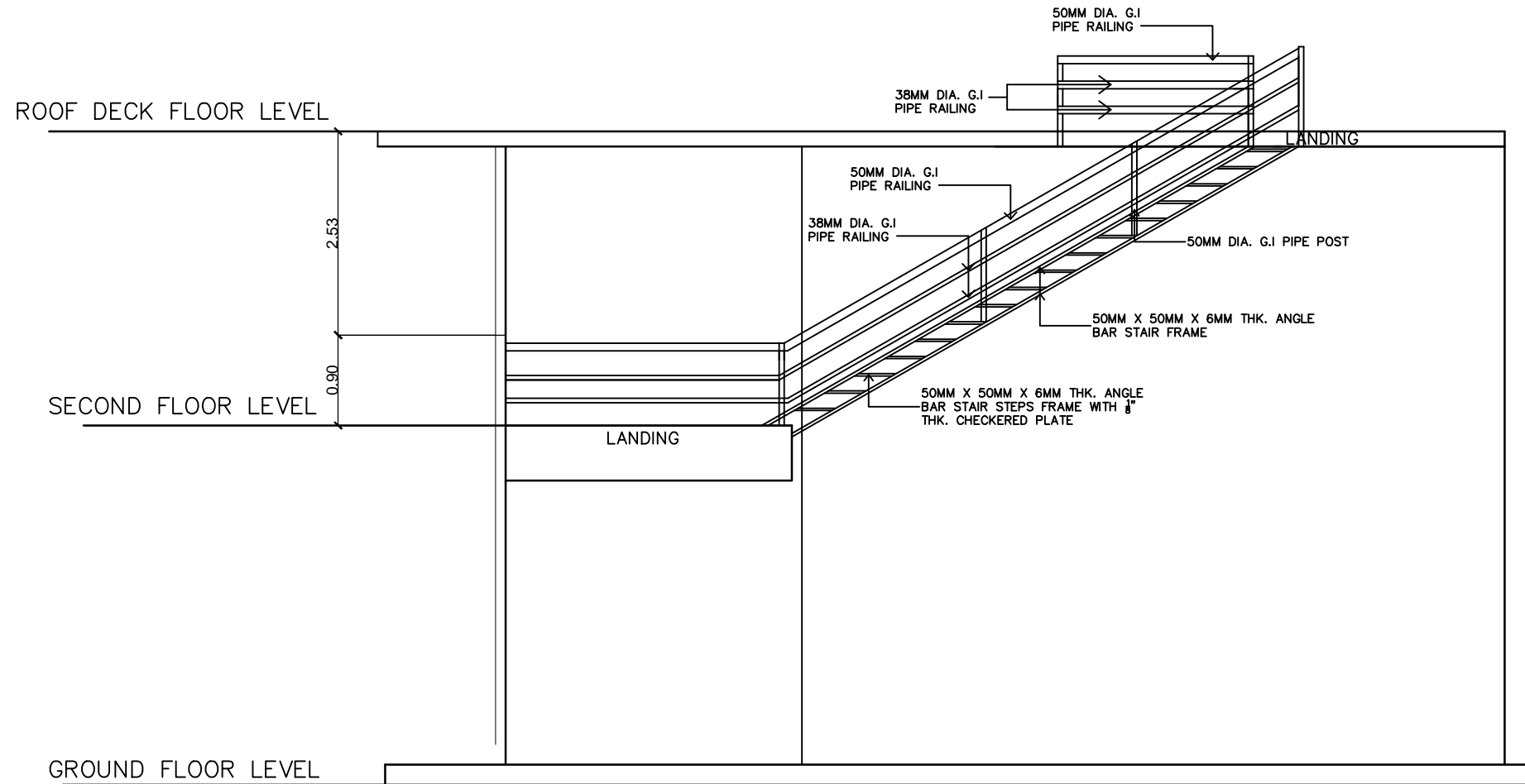


10 DET. OF WALL ON FTB
S-6 SCALE 1:20M.

	PROJECT TITLE :	PREPARED BY:	CHECKED AND SUBMITTED BY:	NOTED BY:	RECOMMENDING APPROVAL:	APPROVED:	SHEET CONTENT:	SHEET NO:
	CONSTRUCTION OF TWO (2) STOREY 8 CL ACADEMIC BUILDING WITH COMPLETE FURNITURES & FIXTURES AT DUMINGAG CAMPUS	<i>abapal</i> AIVY B. GAPOL, CE ENGINEERING ASSISTANT	<i>[Signature]</i> PANGASIAN B. MAMINTAS, CE COLLEGE ENGINEER	<i>[Signature]</i> NANETTE D. BILBAO, Ed.D DUMINGAG CAMPUS ADMINISTRATOR	<i>[Signature]</i> RODRIGO P. MILLARES, JR., REE, EnP PLANNING AND DEVELOPMENT DIRECTOR	<i>[Signature]</i> DR. FREDDIE T. BERNAL, CESO III OIC-PRESIDENT	AS SHOWN	S-11 11/12
	LOCATION : DUMINGAG, ZAMBOANGA DEL SUR	DATE :	DATE :	DATE :	DATE :	DATE :		



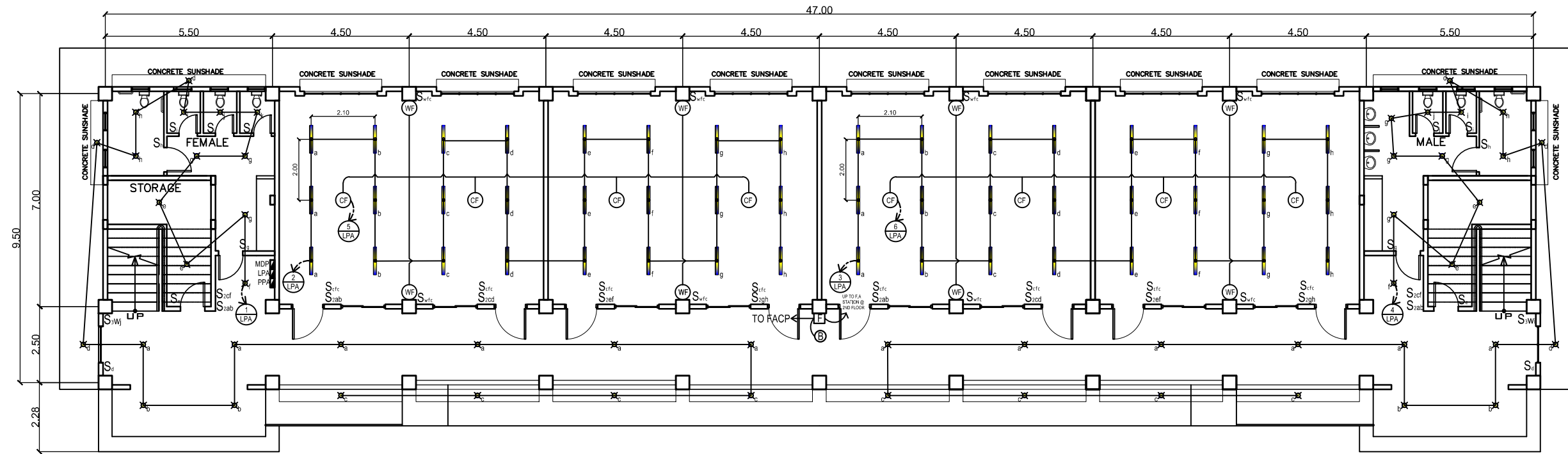
ROOF TOP ACCESS STAIR PLAN
SCALE 1:50M



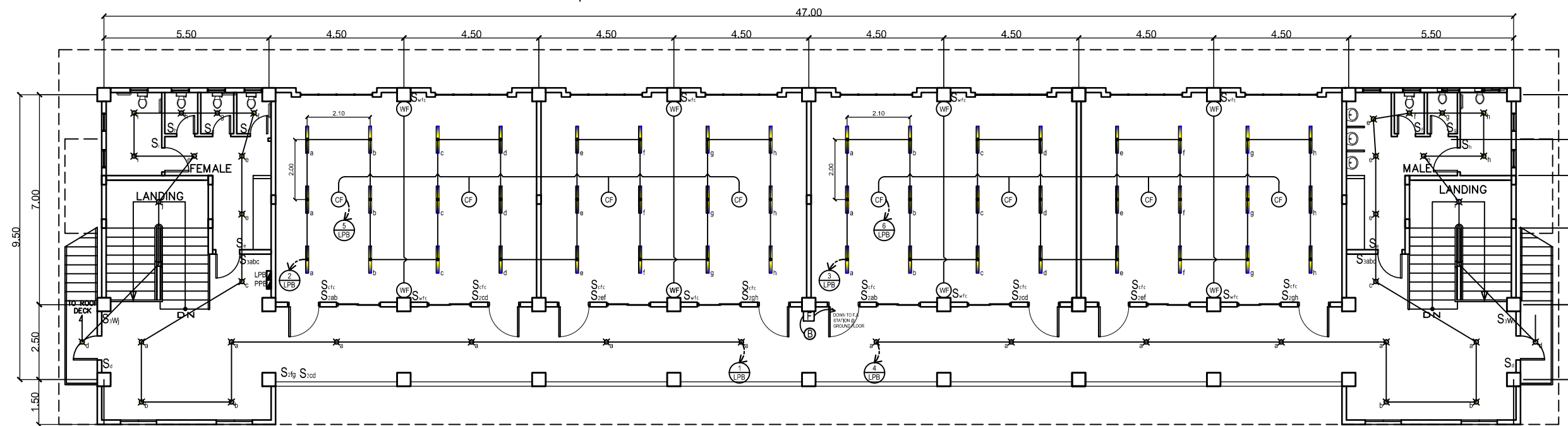
ROOF TOP ACCESS STAIR DETAIL
SCALE 1:50M



PROJECT TITLE :	PREPARED BY:	CHECKED AND SUBMITTED BY:	NOTED BY:	RECOMMENDING APPROVAL:	APPROVED:	SHEET CONTENT:	SHEET NO:
CONSTRUCTION OF TWO (2) STOREY 8 CL ACADEMIC BUILDING WITH COMPLETE FURNITURES & FIXTURES AT DUMINGAG CAMPUS	 AIVY B. GAPOL, CE ENGINEERING ASSISTANT	 PANGASIAN B. MAMINTAS, CE COLLEGE ENGINEER	 NANETTE D. FILBAO, Ed.D DUMINGAG CAMPUS ADMINISTRATOR	 RODRIGO P. MILLARES, JR. REE, EnP PLANNING AND DEVELOPMENT DIRECTOR	 DR. FREDDIE T. BERNAL, CESO III OIC-PRESIDENT	AS SHOWN	S-12 12/12
LOCATION : DUMINGAG, ZAMBOANGA DEL SUR	DATE :	DATE :	DATE :	DATE :	DATE :		

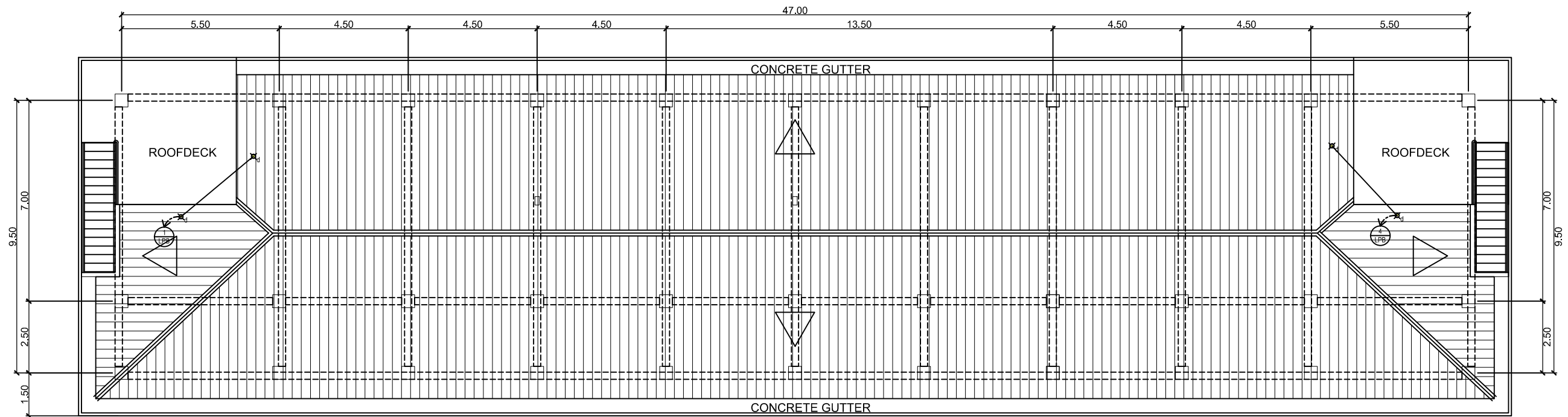


GROUND FLOOR LIGHTING LAYOUT
 SCALE: @ 1:150 MTS.




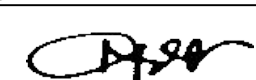




SECOND FLOOR LIGHTING LAYOUT
 SCALE: @ 1:150 MTS.

	PROJECT TITLE : CONSTRUCTION OF TWO (2) STOREY 8 CL ACADEMIC BUILDING WITH COMPLETE FURNITURES & FIXTURES AT DUMINGAG CAMPUS <small>LOCATION : DUMINGAG, ZAMBOANGA DEL SUR</small>	PREPARED BY: KENAN B. SAMSON, MSEE ELECTRICAL ENGINEER	CHECKED AND SUBMITTED BY: PANGASIAN B. MAMINTAS, CE COLLEGE ENGINEER	NOTED BY: NANETTE D. BILBAO, Ed.D DUMINGAG CAMPUS ADMINISTRATOR	RECOMMENDING APPROVAL: RODRIGO P. MILLARES, JR., REE, EnP. PLANNING AND DEVELOPMENT DIRECTOR	APPROVED: DR. FREDDIE T. BERNAL, CESO III OIC-PRESIDENT	SHEET CONTENT: AS SHOWN	SHEET NO.: <div style="border: 1px solid black; border-radius: 50%; width: 30px; height: 30px; display: flex; align-items: center; justify-content: center; margin: 0 auto;"> E-4 4 5 </div>
--	--	--	--	---	--	---	-----------------------------------	--




ROOF DECK LIGHTING LAYOUT
 SCALE: _____ @ _____ 1:150 MTS.

	PROJECT TITLE : CONSTRUCTION OF TWO (2) STOREY 8 CL ACADEMIC BUILDING WITH COMPLETE FURNITURES & FIXTURES AT DUMINGAG CAMPUS <small>LOCATION : DUMINGAG, ZAMBOANGA DEL SUR</small>	PREPARED BY:  KENAN B. SAMSON, MSEE ELECTRICAL ENGINEER	CHECKED AND SUBMITTED BY:  PANGASIAN B. MAMINTAS, CE COLLEGE ENGINEER	NOTED BY:  NANETTE D. BILBAO, Ed.D DUMINGAG CAMPUS ADMINISTRATOR	RECOMMENDING APPROVAL:  RODRIGO P. MILLARES, JR., REE, EnP. PLANNING AND DEVELOPMENT DIRECTOR	APPROVED:  DR. FREDDIE T. BERNAL, CESO III OIC-PRESIDENT	SHEET CONTENT: AS SHOWN	SHEET NO.: <table border="1" style="margin: auto;"> <tr><td style="border: none;">E-5</td></tr> <tr><td style="border: none;">5 5</td></tr> </table>	E-5	5 5
E-5										
5 5										
		DATE :	DATE :	DATE :	DATE :	DATE :				

DISTRICT/CITY/MUNICIPALITY

PLUMBING/SANITARY:

PLUMBING NOTES:

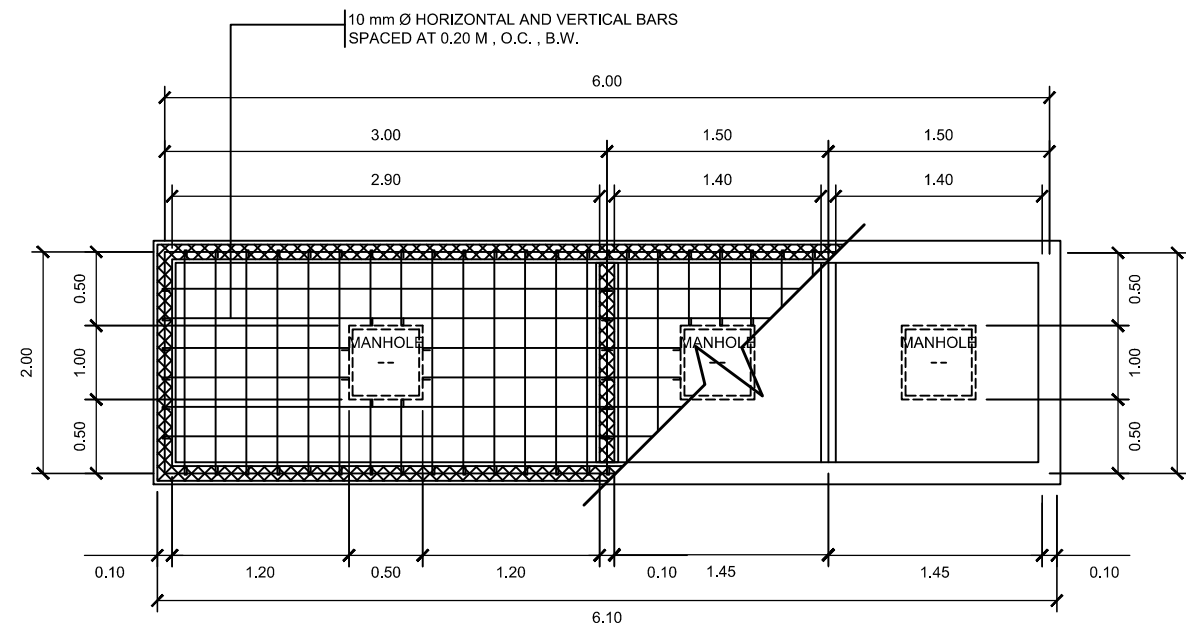
ALL PLUMBING INSTALLATION SHALL CONFORM TO THE STANDARD / RULES AND REGULATIONS OF THE NATIONAL PLUMBING CODE OF THE PHILIPPINES AND LOCAL GOVERNMENT.

ALL PLUMBING INSTALLATIONS SHALL BE UNDER THE DIRECT AND STRICT SUPERVISION OF DULY LICENSED PLUMBING ENGINEER OR REGISTERED MASTER PLUMBER.

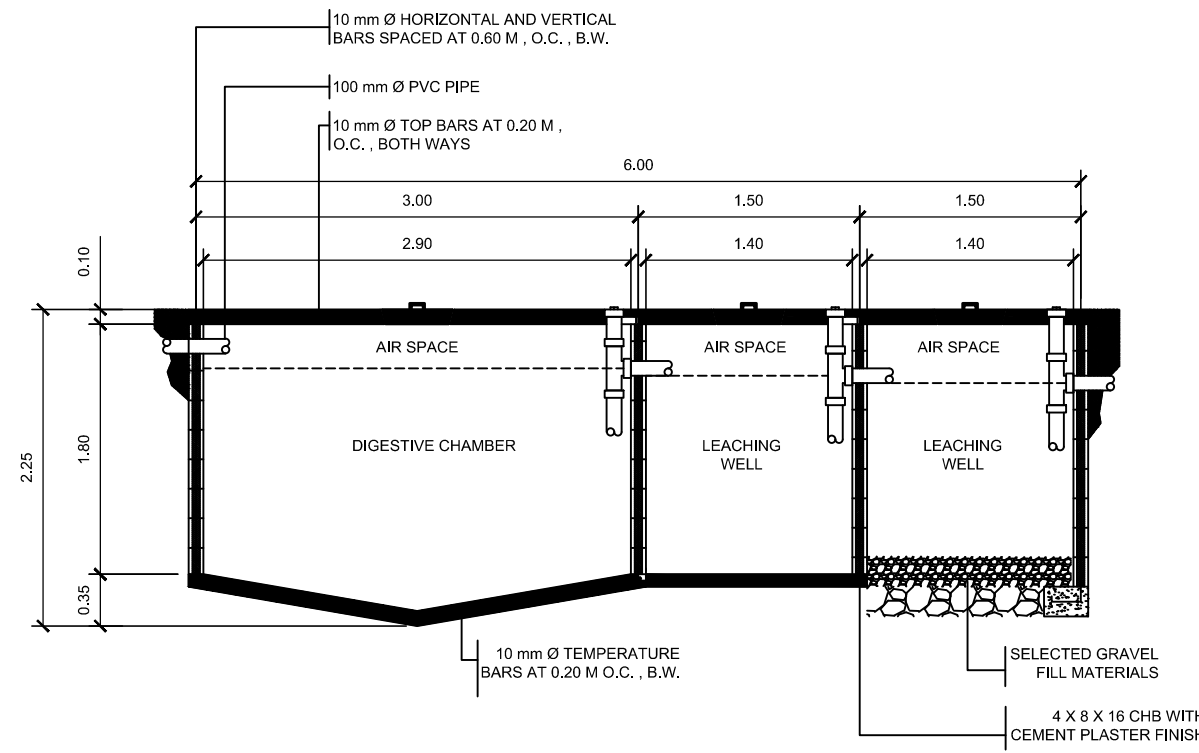
ALL SPECIFICATION ABOVE SHOULD BE STRICTLY OBSERVED.

PLUMBING SYMBOLS:

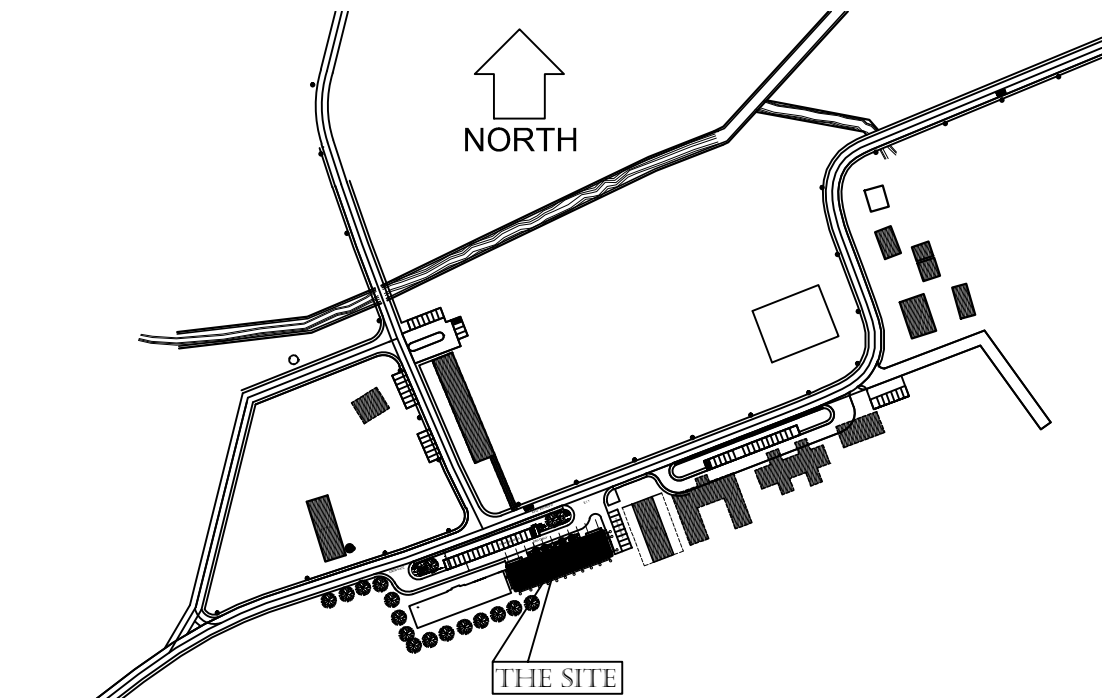
F	FAUCET
FD	FLOOR DRAIN
WC	WATER CLOSET
CO	CLEAN-OUT
DS	DOWNSPOUT
M	WATER METER
WHL	WALL HUNG LAVATORY
ST	SEPTIC TANK
MVTR	MAIN VENT THRU ROOF
GV	GATE VALVE
URI	URINAL
WEP	WATER ENTRANCE PIPE
	1/2" Ø WATER LINE (G.I. PIPE)
	2" Ø MVTR & FLOOR DRAIN
	3" Ø ROOF DRAIN PIPE
	4" Ø SOIL PIPE (WASTE/SANITARY)
B	BIDET



2
P-1 SCALE 1:50M
DETAIL OF SEPTIC TANK



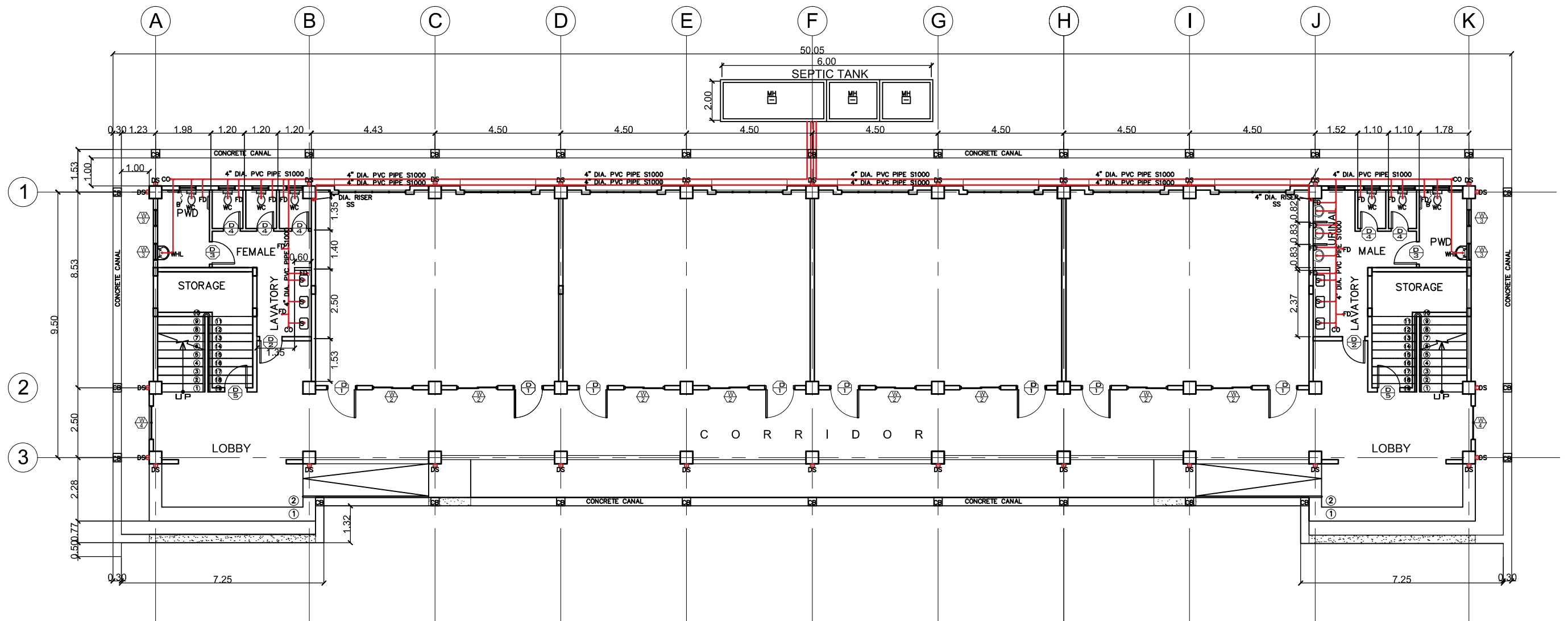
3
P-1 SCALE 1:50M
ELEVATION DETAIL OF SEPTIC TANK



1
P-1 SCALE NTS
VICINITY MAP



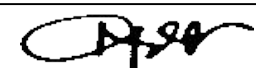




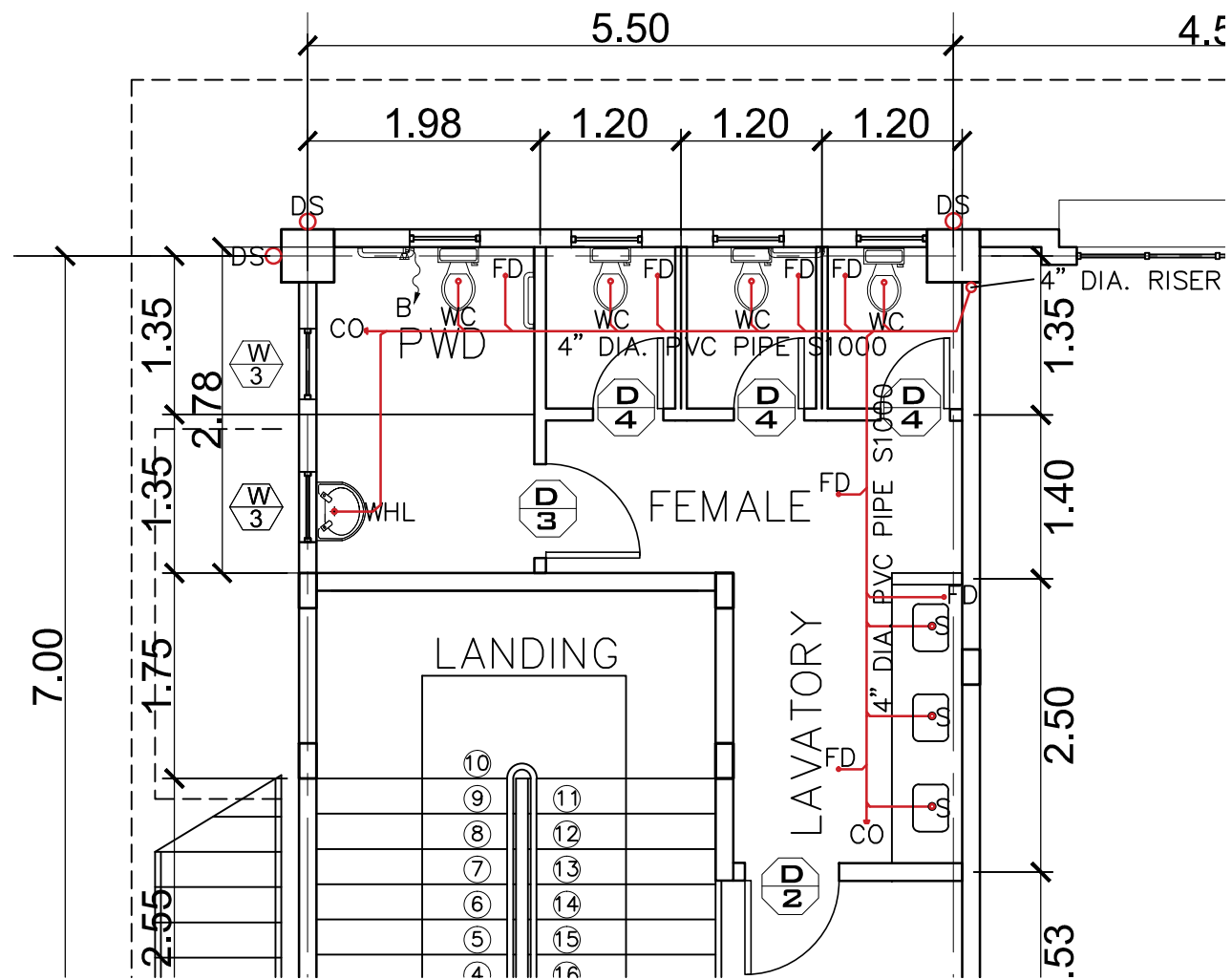
PROJECT TITLE : CONSTRUCTION OF TWO (2) STOREY 8 CL ACADEMIC BUILDING WITH COMPLETE FURNITURES & FIXTURES AT DUMINGAG CAMPUS	PREPARED BY: AIVY B. GAROL, CE ENGINEERING ASSISTANT	CHECKED & SUBMITTED BY: PANGASIAN B. MAMINTAS, CE COLLEGE ENGINEER	NOTED BY: NANETTE D. FILBAO, Ed.D. DUMINGAG CAMPUS ADMINISTRATOR	RECOMMENDING APPROVAL: RODRIGO P. MILLARES, JR., REE, EnP. PLANNING AND DEVELOPMENT DIRECTOR	APPROVED: DR. FREDDIE T. BERNAL, CESO III OIC-PRESIDENT	AS SHOWN	P-1 1 13
LOCATION : DUMINGAG, ZAMBOANGA DEL SUR	DATE :	DATE :	DATE :	DATE :	DATE :		



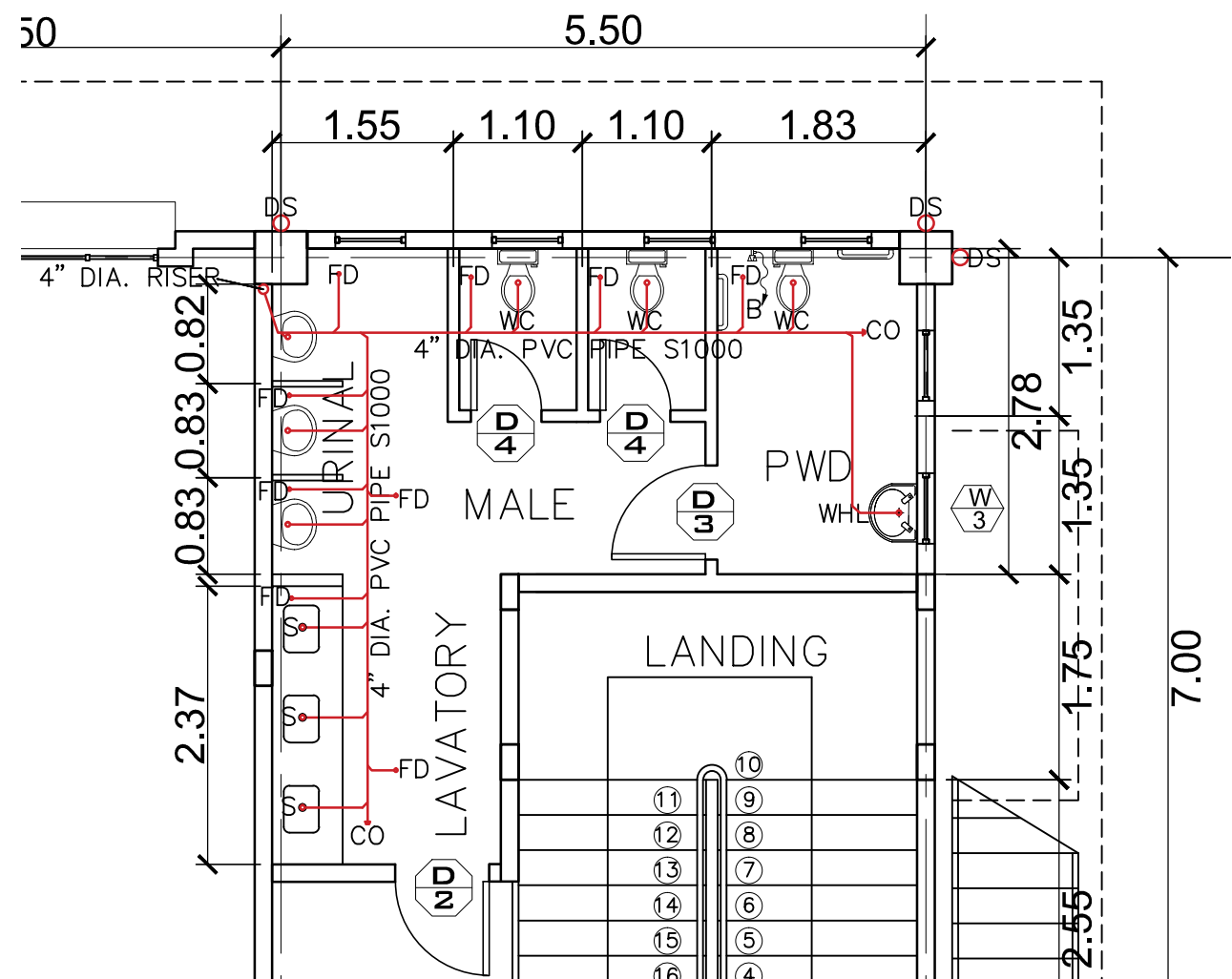
1
GROUND FLOOR SANITARY LAY - OUT
P-3 SCALE 1:150M



PROJECT TITLE : CONSTRUCTION OF TWO (2) STOREY 8 CL ACADEMIC BUILDING WITH COMPLETE FURNITURES & FIXTURES AT DUMINGAG CAMPUS <small>LOCATION : DUMINGAG, ZAMBOANGA DEL SUR</small>	PREPARED BY:  AIVY B. GAPOL, CE ENGINEERING ASSISTANT	CHECKED & SUBMITTED BY:  PANGASIAN B. MAMINTAS, CE COLLEGE ENGINEER	NOTED BY:  NANETTE D. B. BAO, Ed.D. DUMINGAG CAMPUS ADMINISTRATOR	RECOMMENDING APPROVAL:  RODRIGO P. MILLARES, JR., REE, EnP. PLANNING AND DEVELOPMENT DIRECTOR	APPROVED:  DR. FREDDIE T. BERNAL, CESO III OIC-PRESIDENT	AS SHOWN	<div style="border: 1px solid black; border-radius: 50%; padding: 5px; width: 30px; margin: 0 auto;"> <div style="border-bottom: 1px solid black; padding-bottom: 2px;">P-3</div> <div style="padding-bottom: 2px;">313</div> </div>
<small>DATE :</small>							



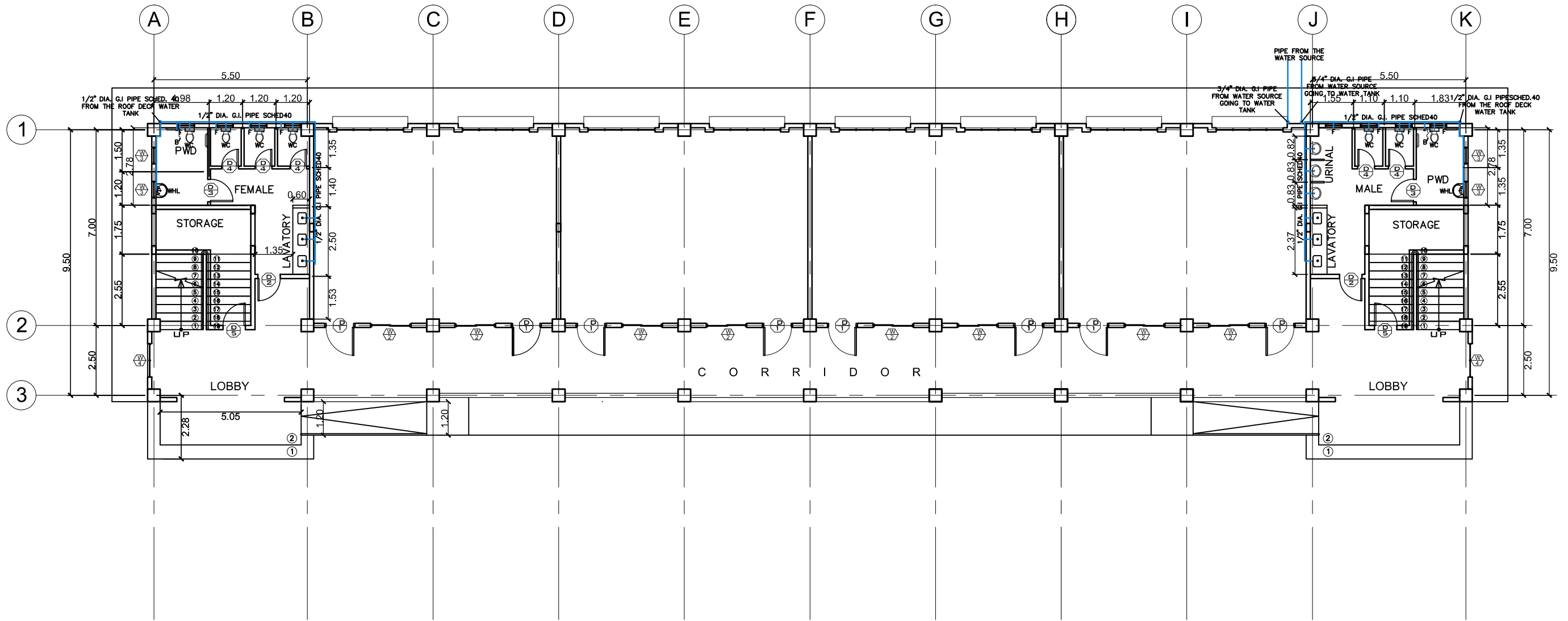
1 BLOW - UP OF 2ND. FLR. FEMALE SANITARY LAY - OUT
 P-6 SCALE 1:60M






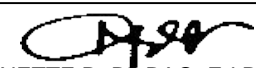


2 BLOW - UP OF 2ND. FLR. MALE SANITARY LAY - OUT
 P-6 SCALE 1:60M

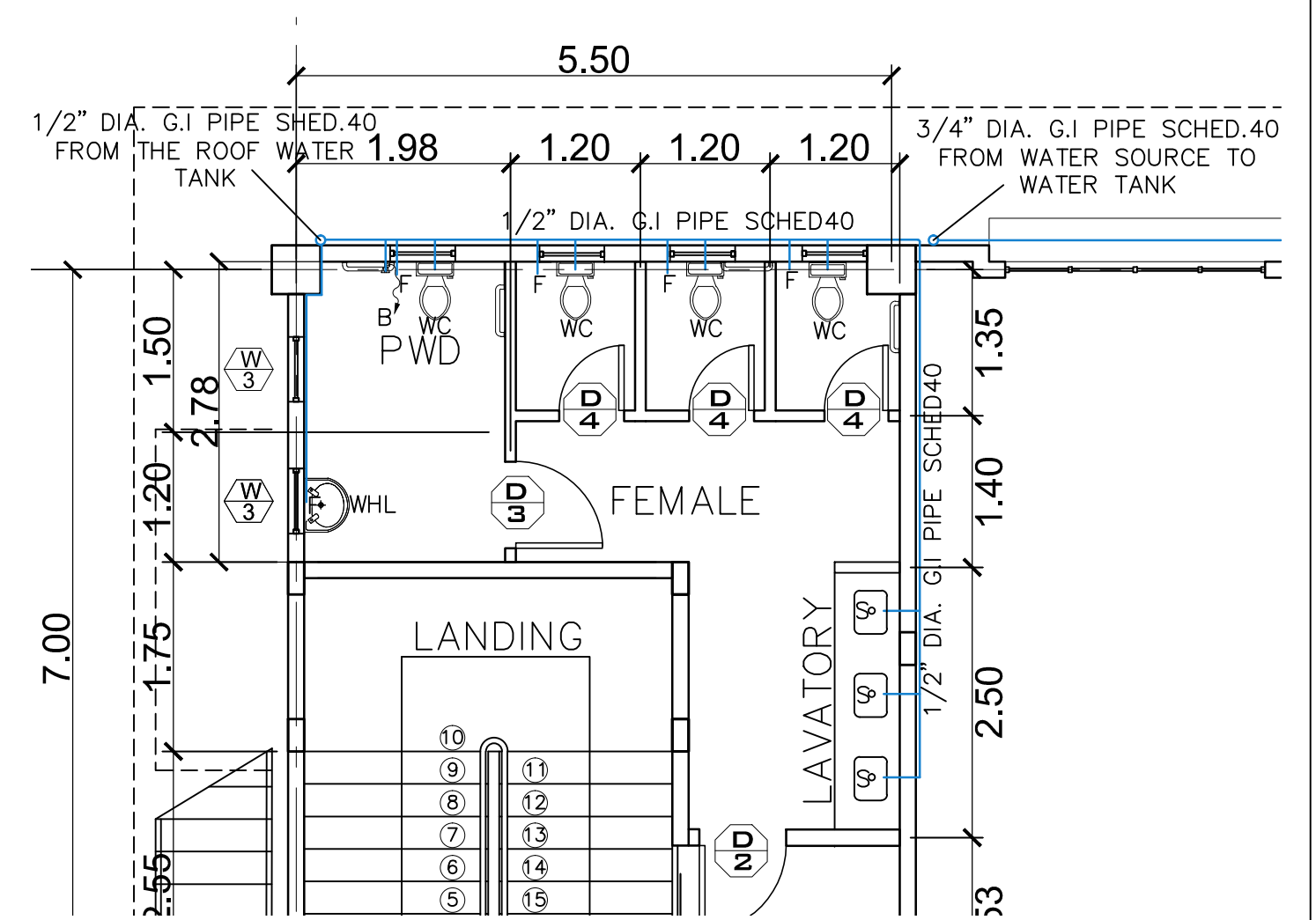
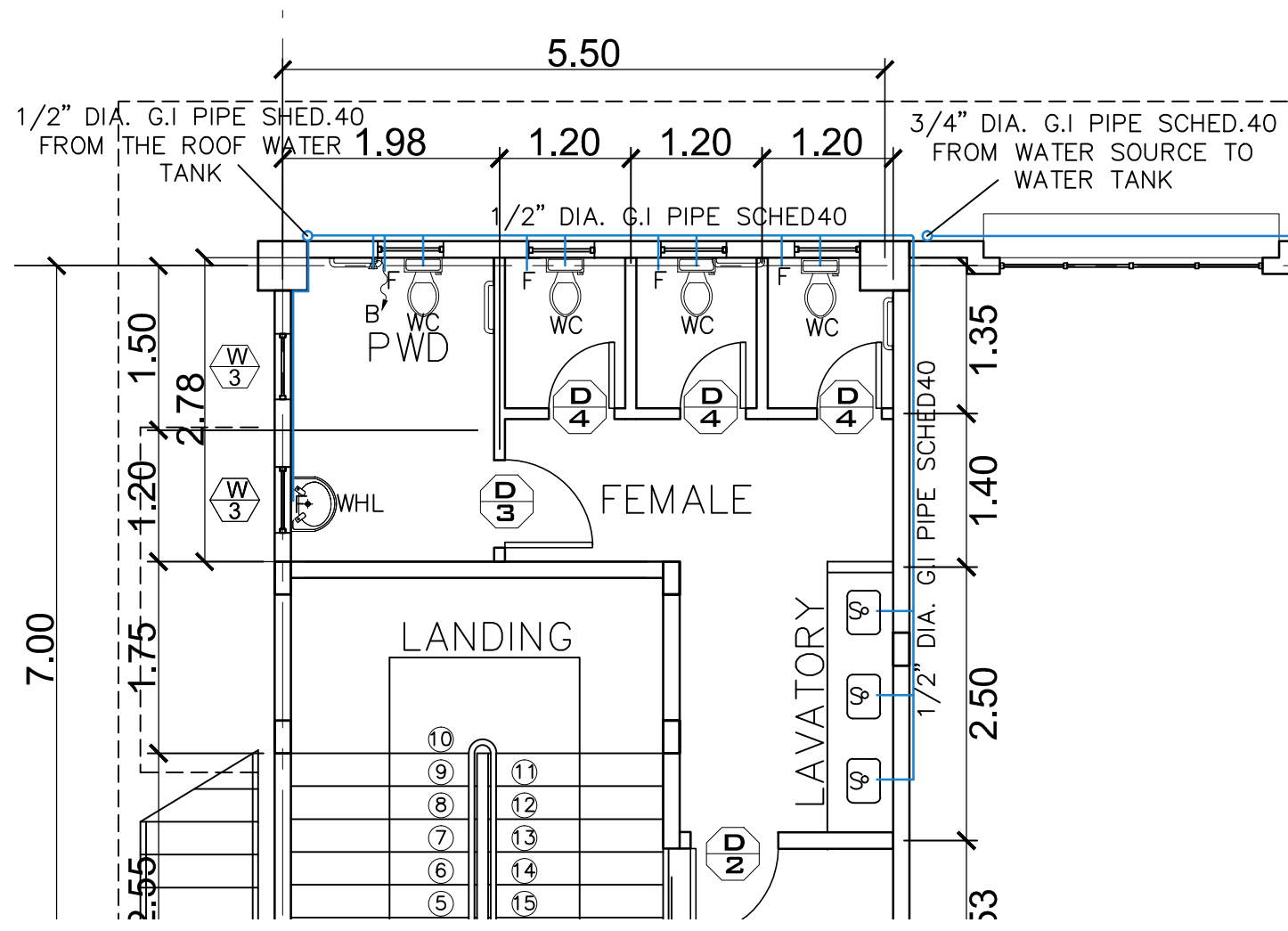


PROJECT TITLE :	PREPARED BY:	CHECKED & SUBMITTED BY:	NOTED BY:	RECOMMENDING APPROVAL:	APPROVED:		
CONSTRUCTION OF TWO (2) STOREY 8 CL ACADEMIC BUILDING WITH COMPLETE FURNITURES & FIXTURES AT DUMINGAG CAMPUS	<i>abapal</i> AIVY B. GAPOL, CE ENGINEERING ASSISTANT	<i>[Signature]</i> PANGASIAN B. MAMINTAS, CE COLLEGE ENGINEER	<i>[Signature]</i> NANETTE D. B. BAO, Ed.D. DUMINGAG CAMPUS ADMINISTRATOR	<i>[Signature]</i> RODRIGO P. MILLARES, JR., REE, EnP. PLANNING AND DEVELOPMENT DIRECTOR	<i>[Signature]</i> DR. FREDDIE T. BERNAL, CESO III OIC-PRESIDENT	AS SHOWN	P-6 6/13
LOCATION : DUMINGAG, ZAMBOANGA DEL SUR	DATE :	DATE :	DATE :	DATE :	DATE :		



1
GROUND FLOOR WATER DISTRIBUTION LAY - OUT
P-7 SCALE 1:150M

	PROJECT TITLE :	PREPARED BY:	CHECKED & SUBMITTED BY:	NOTED BY:	RECOMMENDING APPROVAL:	APPROVED:	AS SHOWN	P-7 713
	CONSTRUCTION OF TWO (2) STOREY 8 CL ACADEMIC BUILDING WITH COMPLETE FURNITURES & FIXTURES AT DUMINGAG CAMPUS <small>LOCATION : DUMINGAG, ZAMBOANGA DEL SUR</small>	 AIVY B. GAPOL, CE <small>ENGINEERING ASSISTANT</small>	 PANGASIAN B. MAMINTAS, CE <small>COLLEGE ENGINEER</small>	 NANETTE D. B. BAO, Ed.D. <small>DUMINGAG CAMPUS ADMINISTRATOR</small>	 RODRIGO P. MILLARES, JR., REE, EnP. <small>PLANNING AND DEVELOPMENT DIRECTOR</small>	 DR. FREDDIE T. BERNAL, CESO III <small>OIC-PRESIDENT</small>		

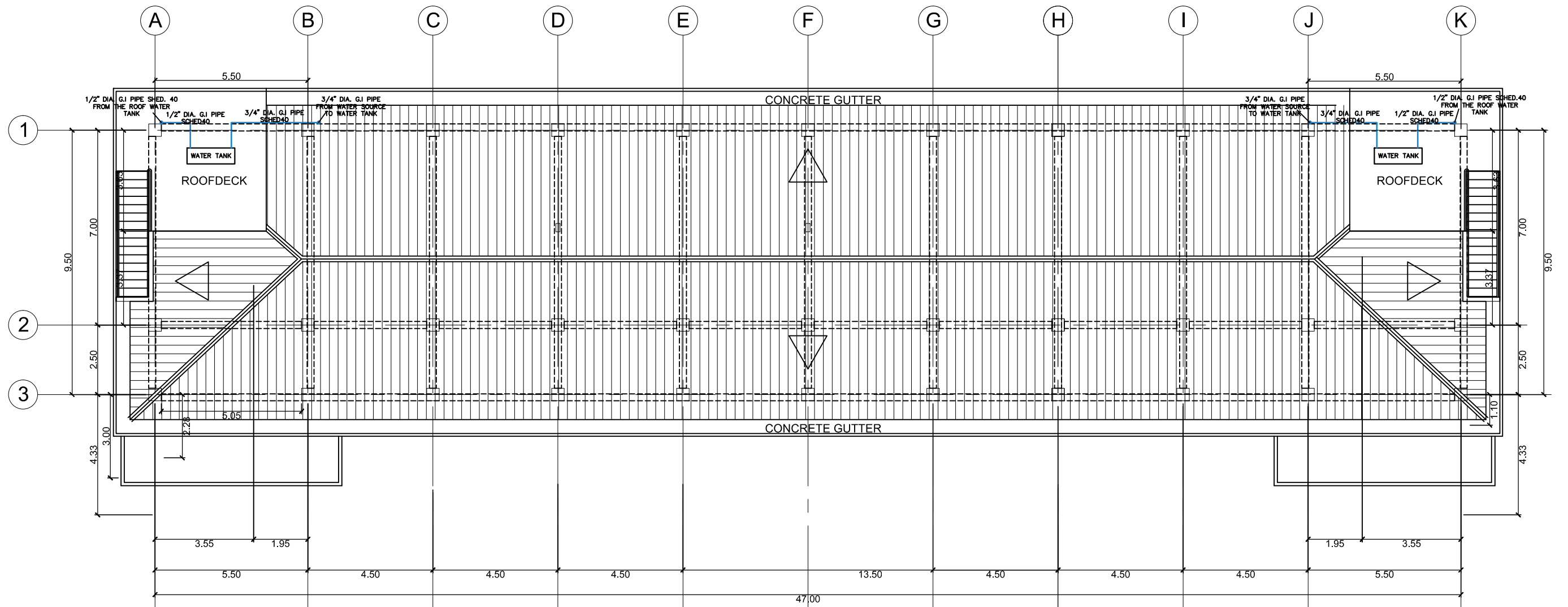


1 BLOW - UP OF 2ND. FLR. FEMALE WATER DISTRIBUTION LAY - OUT
 P-10 SCALE 1:60M







2 BLOW - UP OF 2ND. FLR. MALE WATER DISTRIBUTION LAY - OUT
 P-10 SCALE 1:60M

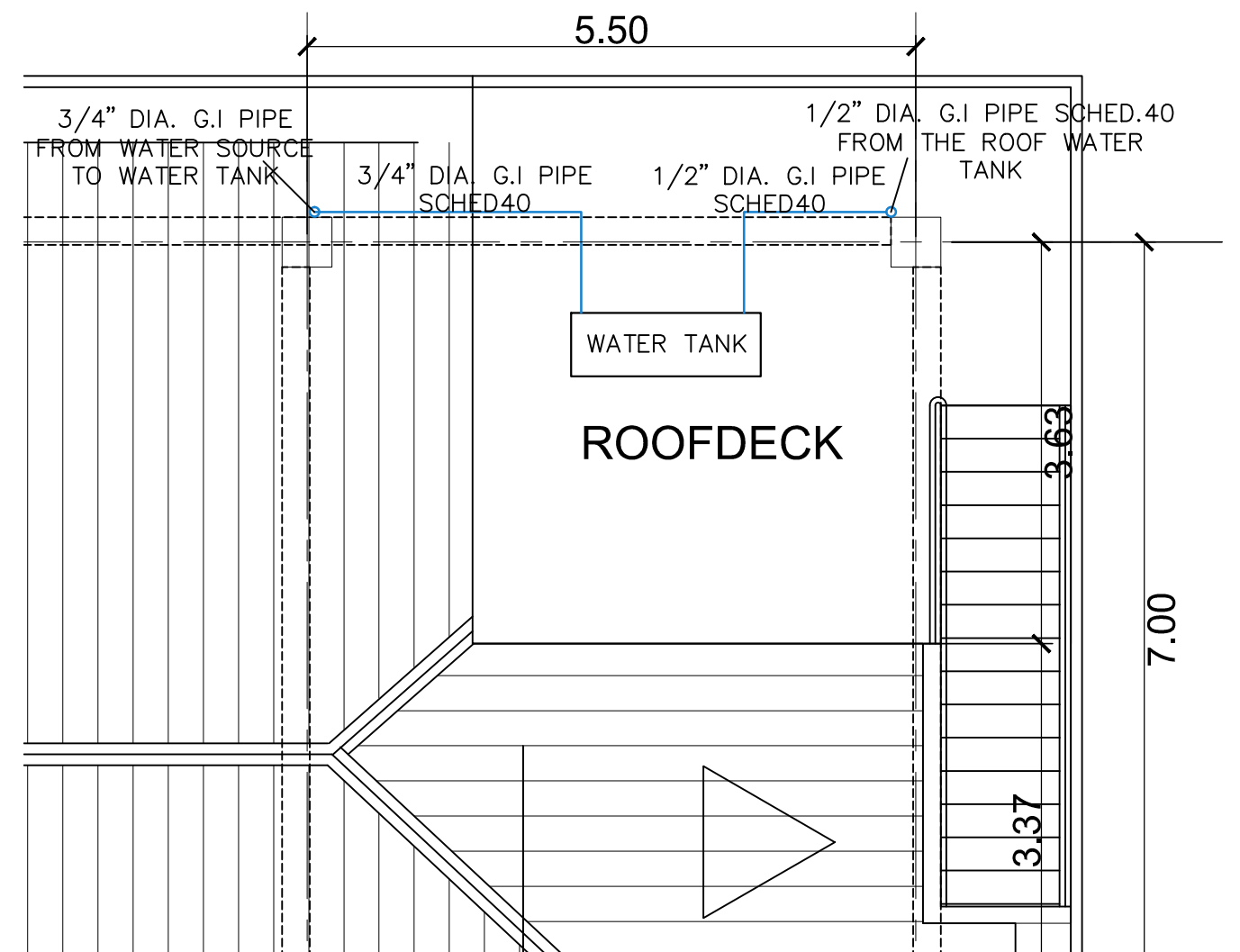
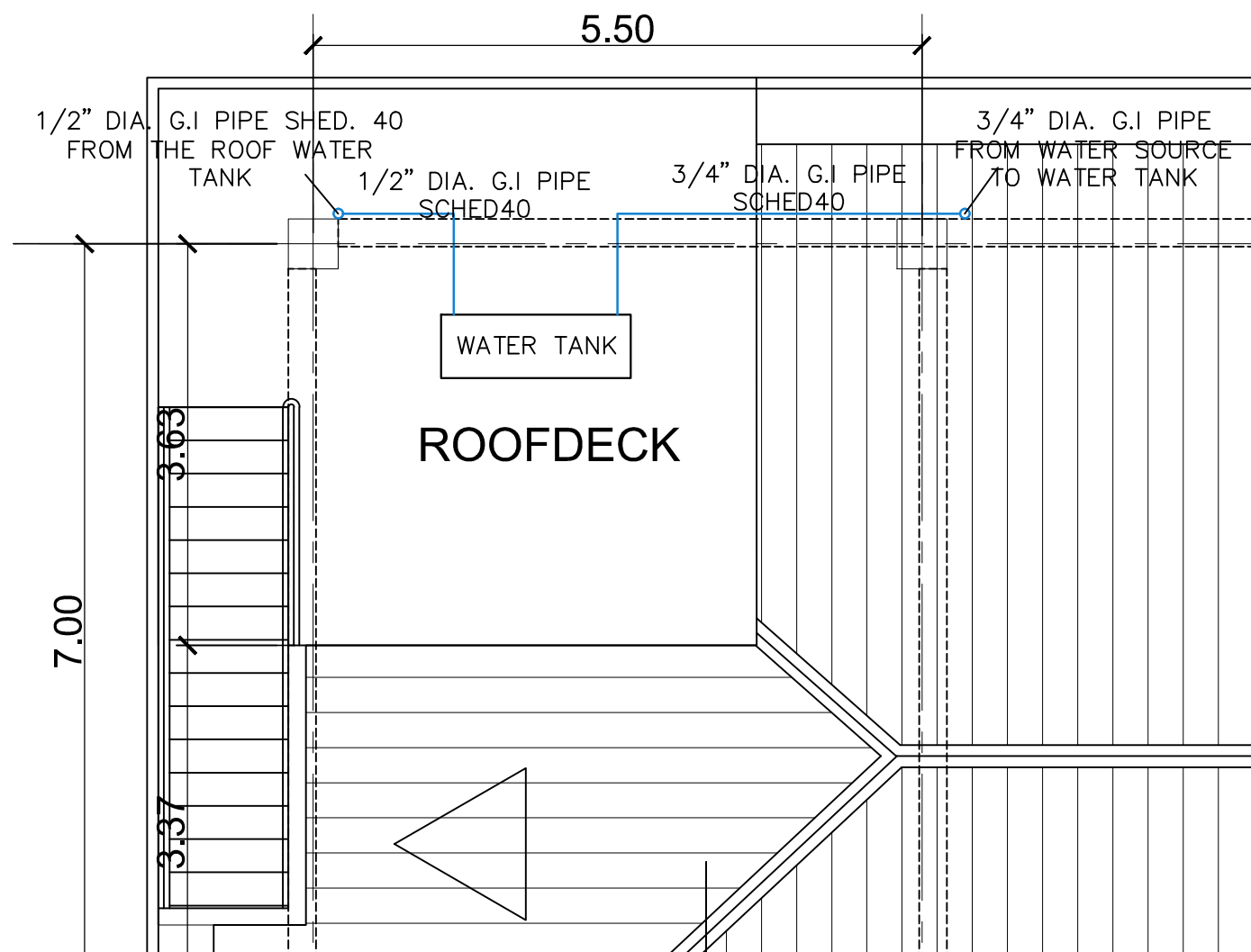


PROJECT TITLE :	PREPARED BY:	CHECKED & SUBMITTED BY:	NOTED BY:	RECOMMENDING APPROVAL:	APPROVED:	
CONSTRUCTION OF TWO (2) STOREY 8 CL ACADEMIC BUILDING WITH COMPLETE FURNITURES & FIXTURES AT DUMINGAG CAMPUS	<i>abapal</i> AIVY B. GAPOL, CE ENGINEERING ASSISTANT	<i>[Signature]</i> PANGASIAN B. MAMINTAS, CE COLLEGE ENGINEER	<i>[Signature]</i> NANETTE D. B. BAO, Ed.D. DUMINGAG CAMPUS ADMINISTRATOR	<i>[Signature]</i> RODRIGO P. MILLARES, JR., REE, EnP. PLANNING AND DEVELOPMENT DIRECTOR	<i>[Signature]</i> DR. FREDDIE T. BERNAL, CESO III OIC-PRESIDENT	AS SHOWN
LOCATION : DUMINGAG, ZAMBOANGA DEL SUR	DATE :	DATE :	DATE :	DATE :	DATE :	



1
ROOF PLAN WATER DISTRIBUTION LAY - OUT
P-11 SCALE 1:150M

	PROJECT TITLE :	PREPARED BY:	CHECKED & SUBMITTED BY:	NOTED BY:	RECOMMENDING APPROVAL:	APPROVED:	AS SHOWN	P-11 1113
	CONSTRUCTION OF TWO (2) STOREY 8 CL ACADEMIC BUILDING WITH COMPLETE FURNITURES & FIXTURES AT DUMINGAG CAMPUS <small>LOCATION : DUMINGAG, ZAMBOANGA DEL SUR</small>	 AIVY B. GAPOL, CE <small>ENGINEERING ASSISTANT</small>	 PANGASIAN B. MAMINTAS, CE <small>COLLEGE ENGINEER</small>	 NANETTE D. BALBOA, Ed.D. <small>DUMINGAG CAMPUS ADMINISTRATOR</small>	 RODRIGO P. MILLARES, JR., REE, EnP. <small>PLANNING AND DEVELOPMENT DIRECTOR</small>	 DR. FREDDIE T. BERNAL, CESO III <small>OIC-PRESIDENT</small>		

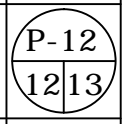


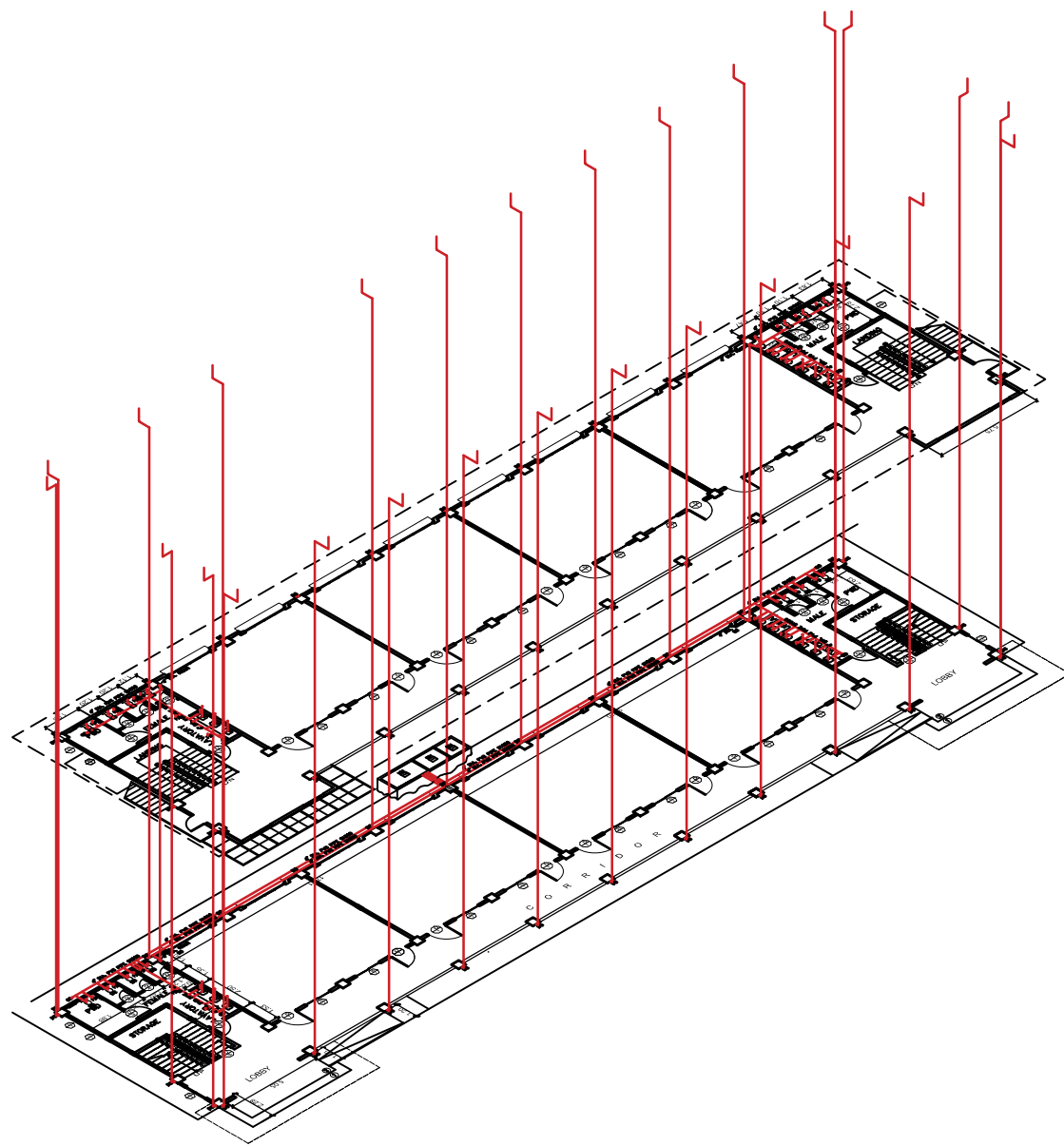
1 **BLOW - UP OF LEFT SIDE ROOF PLAN WATER DISTRIBUTION LAY - OUT**
 P-12 SCALE 1:60M

2 **BLOW - UP OF RIGHT SIDE ROOF PLAN WATER DISTRIBUTION LAY - OUT**
 P-12 SCALE 1:60M

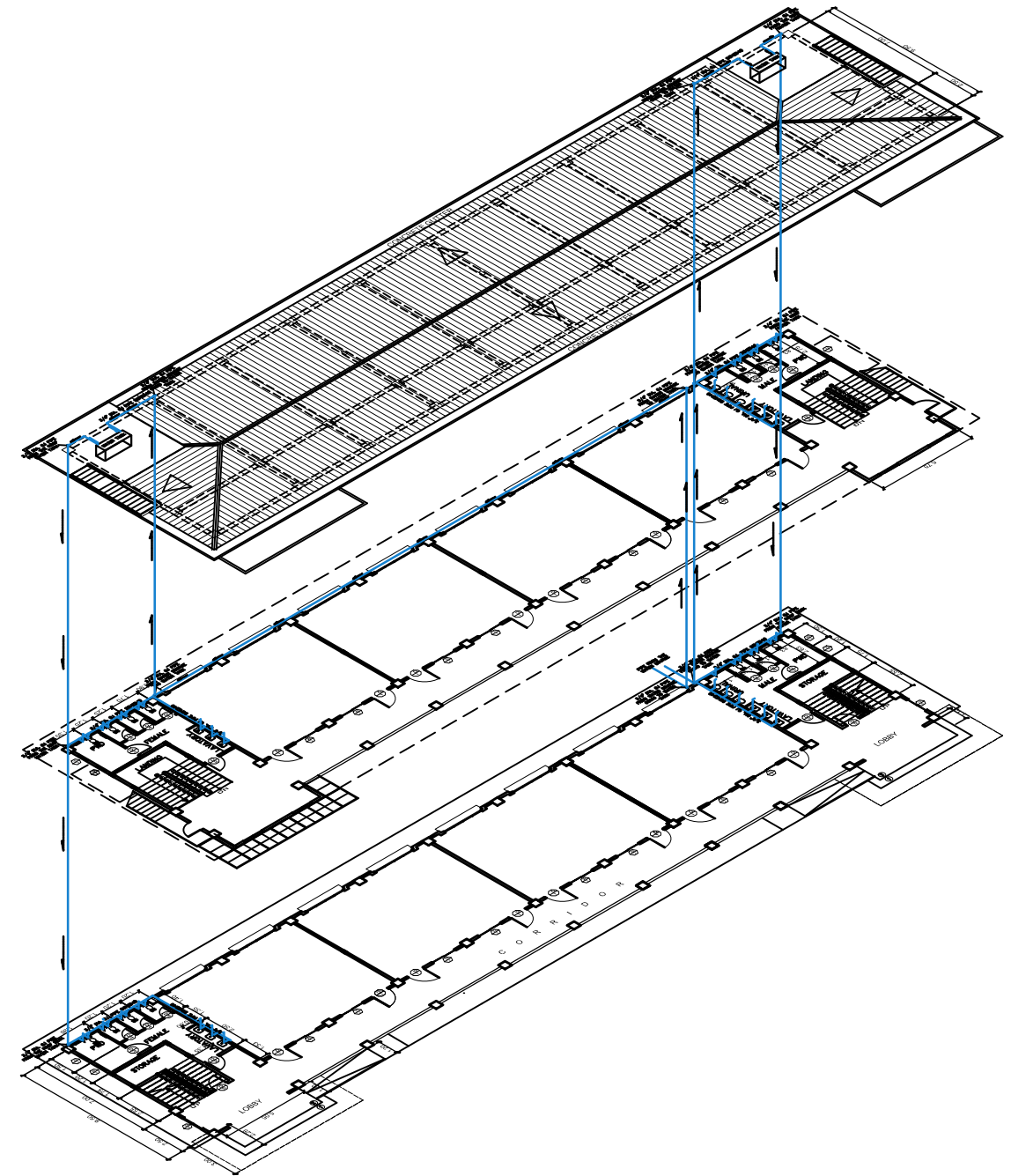


PROJECT TITLE :	PREPARED BY:	CHECKED & SUBMITTED BY:	NOTED BY:	RECOMMENDING APPROVAL:	APPROVED:	
CONSTRUCTION OF TWO (2) STOREY 8 CL ACADEMIC BUILDING WITH COMPLETE FURNITURES & FIXTURES AT DUMINGAG CAMPUS	<i>abapcl</i> <u>AIVY B. GAPOL, CE</u> ENGINEERING ASSISTANT	<i>[Signature]</i> <u>PANGASIAN B. MAMINTAS, CE</u> COLLEGE ENGINEER	<i>[Signature]</i> <u>NANETTE D. BILBAO, Ed.D.</u> DUMINGAG CAMPUS ADMINISTRATOR	<i>[Signature]</i> <u>RODRIGO P. MILLARES, JR., REE, EnP.</u> PLANNING AND DEVELOPMENT DIRECTOR	<i>[Signature]</i> <u>DR. FREDDIE T. BERNAL, CESO III</u> OIC-PRESIDENT	AS SHOWN
LOCATION : DUMINGAG, ZAMBOANGA DEL SUR	DATE :	DATE :	DATE :	DATE :	DATE :	





1
P-13 SCALE
ISOMETRIC OF SANITARY LAY - OUT
NTS



1
P-13 SCALE
ISOMETRIC OF WATER DISTRIBUTION LAY - OUT
NTS



PROJECT TITLE :	PREPARED BY:	CHECKED & SUBMITTED BY:	NOTED BY:	RECOMMENDING APPROVAL:	APPROVED:	
CONSTRUCTION OF TWO (2) STOREY 8 CL ACADEMIC BUILDING WITH COMPLETE FURNITURES & FIXTURES AT DUMINGAG CAMPUS	<i>abapol</i> <u>AIVY B. GAPOL, CE</u> ENGINEERING ASSISTANT	<i>[Signature]</i> <u>PANGASIAN B. MAMINTAS, CE</u> COLLEGE ENGINEER	<i>[Signature]</i> <u>NANETTE D. FILBAO, Ed.D.</u> DUMINGAG CAMPUS ADMINISTRATOR	<i>[Signature]</i> <u>RODRIGO P. MILLARES, JR., REE, EnP.</u> PLANNING AND DEVELOPMENT DIRECTOR	<i>[Signature]</i> <u>DR. FREDDIE T. BERNAL, CESO III</u> OIC-PRESIDENT	AS SHOWN
LOCATION : DUMINGAG, ZAMBOANGA DEL SUR	DATE :	DATE :	DATE :	DATE :	DATE :	