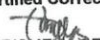



QUARTERLY REPORT OF REVENUE AND OTHER RECEIPTS
As of Quarter Ending, June 30, 2022

Department: STATE UNIVERSITIES AND COLLEGES(SUCS)
 Agency: J.H. Cerilles State College
 Operating Unit: < not applicable >
 Organization Code(UACS): 08 084 0000000
 Fund Cluster: 05-Internally Generated Funds


Classification/Sources of Revenue and Other Receipts	UACS CODE	REVENUE TARGET(Annual) per BESF	Actual Revenue and Other Receipts Collections					Cumulative Remittance/Deposits to Date			Variance	
			1st Quarter, Ending March 31	2nd Quarter, Ending June 30,	3rd Quarter, Ending September 30	4th Quarter, Ending December 31	Total	Remittance to BTr	Deposited with AGDB	TOTAL	Amount	%
			4	5	6	7	8	9	10	11=(9+10)	12=(8-3)	13=(12/3)
Internally Generated Funds		88,097,000.00	57,052,270.19	2,810,206.44	-	-	59,862,476.63	66,349.67	59,508,867.56	59,575,217.23	- 28,234,523.37	#DIV/0!
Revenue Collections		88,097,000.00	57,022,086.50	2,574,445.99	-	-	59,596,532.49	-	59,508,867.56	59,508,867.56	- 28,500,467.51	#DIV/0!
Cash Revenue		88,097,000.00	57,022,086.50	2,574,445.99	-	-	59,596,532.49	-	59,508,867.56	59,508,867.56	- 28,500,467.51	#DIV/0!
Non-Tax		88,097,000.00	57,022,086.50	2,574,445.99	-	-	59,596,532.49	-	59,508,867.56	59,508,867.56	- 28,500,467.51	#DIV/0!
Income Collected from Students		3,628,000.00	2,437,123.50	2,025,681.49			4,462,804.99		4,375,140.06	4,375,140.06	834,804.99	0.23
Income from Other Sources		84,469,000.00	54,491,003.00	-			54,491,003.00		54,491,003.00	54,491,003.00	- 29,977,997.00	- 0.35
Rent/Lease Income			53,898.00	84,045.00			137,943.00		137,943.00	137,943.00	137,943.00	#DIV/0!
Sale of Animals, Meat and Dairy			200.00	281,330.00			281,530.00		281,530.00	281,530.00	281,530.00	#DIV/0!
Other Sales			39,862.00	183,389.50			223,251.50		223,251.50	223,251.50	223,251.50	#DIV/0!
Non-Revenue Collections/Other Receipts		-	30,183.69	235,760.45	-	-	265,944.14	66,349.67	-	66,349.67	265,944.14	#DIV/0!
Cash Receipts		-	30,183.69	235,760.45	-	-	265,944.14	66,349.67	-	66,349.67	265,944.14	#DIV/0!
Non-Tax		-	30,183.69	235,760.45	-	-	265,944.14	66,349.67	-	66,349.67	265,944.14	#DIV/0!
Others			30,183.69	235,760.45			265,944.14	66,349.67		66,349.67	265,944.14	#DIV/0!
TOTAL		88,097,000.00	57,052,270.19	2,810,206.44	-	-	59,862,476.63	66,349.67	59,508,867.56	59,575,217.23	- 28,234,523.37	


Certified Correct:

 CHRISME A. ORQUILLAS

ACCOUNTANT III
 Date:

Certified Correct:

 WILFREDO M. BARNIDO

BUDGET OFFICER
 Date:

Recommending Approval:

 DR. JOEL M. SABELLANO
 OIC- CAO
 Date:

Approved By:

 DR. MARY JOCELYN V. BATTUNG
 PRESIDENT
 Date: