


As at the Quarter Ending December 31, 2020


Department : State Universities and Colleges (SUCs)  
 Agency : J. H. Cerilles State College  
 Operating Unit : < not applicable >  
 Organization Code : 08 084 000000  
 Fund Cluster : 05 - Internally Generated Funds

Classification/Sources of Revenue and Other Receipts	UACS CODE	REVENUE TARGET (Annual) per BESF	Actual Revenue and Other Receipts Collections					Cumulative Remittance/Deposits to Date			Variance		Remarks
			1st Quarter Ending March 31	2nd Quarter Ending June 30	3rd Quarter Ending Sept. 30	4th Quarter Ending Dec. 31	Total	Remittance to BTr	Deposited with AGDB	TOTAL	Amount	%	
1	2	3	4	5	6	7	8=[5+(-7)-8+9]	9	10	11=(9+10)	12=(8-3)	13=(12/3)	14
<b>Internally Generated Funds</b>		115,108,159.00	19,711,318.84	845,566.46	38,665,430.61	586,606.54	59,818,922.45	182,511.58	73,203,565.11	73,386,076.69	(55,289,236.55)	-48 %	
<b>Revenue Collections</b>		115,108,159.00	19,437,085.58	743,036.50	38,323,400.33	525,850.00	59,032,372.41	0.00	73,095,116.66	73,095,116.66	(56,075,786.59)	-49 %	
<b>Cash Revenue</b>		115,108,159.00	19,437,085.58	743,036.50	38,323,400.33	525,850.00	59,032,372.41	0.00	73,095,116.66	73,095,116.66	(56,075,786.59)	-49 %	
<b>Non-Tax</b>		115,108,159.00	19,437,085.58	743,036.50	38,323,400.33	525,850.00	59,032,372.41	0.00	73,095,116.66	73,095,116.66	(56,075,786.59)	-49 %	
Clearance Fees	4020104001	0.00	120,580.00	12,270.00	0.00	0.00	132,850.00	0.00	0.00	0.00	132,850.00	0 %	
Other Verification and Authentication Fees	4020111099	0.00	125,550.00	28,140.00	0.00	0.00	153,790.00	0.00	0.00	0.00	153,790.00	0 %	
Fines and Penalties - Service Income	4020114000	0.00	580.00	182.00	0.00	0.00	762.00	0.00	0.00	0.00	762.00	0 %	
Other Service Income	4020199099	0.00	19,566.50	600.00	81,475.00	12,543.00	114,286.50	0.00	0.00	0.00	114,286.50	0 %	
Income Collected from Students	4020201002	57,166,278.00	1,560,486.25	701,844.50	2,085,568.33	516,307.00	4,864,208.08	0.00	19,328,641.03	19,328,641.03	(52,302,069.92)	-91 %	
Income from Other Sources	4020201003	57,941,881.00	17,610,118.83	0.00	36,156,357.00	0.00	53,766,475.83	0.00	53,766,475.83	53,766,475.83	(4,175,405.17)	-7 %	
<b>Non-Revenue Collections/Other Receipts</b>		0.00	274,233.26	102,529.96	342,030.28	67,756.54	786,550.04	182,511.58	108,448.25	290,959.83	786,550.04	0 %	
<b>Cash Revenue</b>		0.00	274,233.26	102,529.96	342,030.28	67,756.54	786,550.04	182,511.58	108,448.25	290,959.83	786,550.04	0 %	
<b>Non-Tax</b>		0.00	274,233.26	102,529.96	342,030.28	67,756.54	786,550.04	182,511.58	108,448.25	290,959.83	786,550.04	0 %	
Others	4020221099	0.00	191,281.02	102,529.96	342,030.28	67,756.54	703,597.80	182,511.58	108,448.25	290,959.83	703,597.80	0 %	
Miscellaneous Income	4080999000	0.00	82,952.24	0.00	0.00	0.00	82,952.24	0.00	0.00	0.00	82,952.24	0 %	
<b>TOTAL</b>		115,108,159.00	19,711,318.84	845,566.46	38,665,430.61	586,606.54	59,818,922.45	182,511.58	73,203,565.11	73,386,076.69	(55,289,236.55)	-48 %	


Certified Correct:

  
 CHRISMEVA ORQUILLAS  
 Accountant III  
 Date: 2021-01-29 09:22:23.0

Recommending Approval:

  
 ADELINA A. NRSAIZ  
 Chief Administrative Officer  
 Date: 2021-01-29 14:33:22.0

Approved By:

  
 MARY JOCELYN V. BATTUNG  
 President  
 Date: 2021-01-29 17:30:43.0