

SUMMARY OF APPROVED BUDGET, UTILIZATIONS, DISBURSEMENTS AND BALANCES BY OBJECT OF EXPENDITURES
As of the Quarter Ending December 31, 2017

FAR No. 2-A

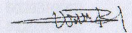
Department : State Universities and Colleges (SUCs)
Agency : J. H. Cerilles State College
Operating Unit : N/A
Organization Code (UACS) : 080840000000
Funding Source Code (as clustered) : 07 - Trust Fund
Report Status : SUBMITTED
Particulars

UACS CODE	Approved Budget		Budget Utilization					Disbursements				Balances					
	Approved Budgeted Revenue	Adjusted Budgeted Revenue	1st Quarter Ending March 31	2nd Quarter Ending June 30	3rd Quarter Ending Sept. 30	4th Quarter Ending Dec. 31	Total	1st Quarter Ending March 31	2nd Quarter Ending June 30	3rd Quarter Ending Sept. 30	4th Quarter Ending Dec. 31	Total	Unpaid Utilizations	Inpaid Utilization			
1	2	3	4	5	6	7	8	9	10	11	12	13	14	15	16	17	18
				5=3+(-)4					10=(6+7+8+9)					15=(11+12	16=(5-10)		
I. Agency Specific Budget																	
Personnel Services		9	21122963	21122963		3497427	3964647	5361732	6785559	19609365	2834961.05	2994270.23	5361732.14	7156457.17	18347421	1513598	1261944.41
Salaries and Wages	5010100000		19087796	19087796		3321877	3598633	5009310	6241271	18171091	2758461.05	2627705.43	5009310.1	6689569.17	17085046	916705	1086045.25
Salaries and Wages - Casual/Contractua	5010102000		19087796	19087796		3321877	3598633	5009310	6241271	18171091	2758461.05	2627705.43	5009310.1	6689569.17	17085046	916705	1086045.25
Salaries and Wages - Casual/Contractua	5010102000		19087796	19087796		3321877	3598633	5009310	6241271	18171091	2758461.05	2627705.43	5009310.1	6689569.17	17085046	916705	1086045.25
Other Compensation	5010200000		2035167	2035167		175550	366014	352422	544287	76500	366564.8	352422.04	466888	1262375	596893	175899.16	
Representation Allowance (RA)	5010202000		138000	138000		15000	22500	41571.5	10500	89571.5	15000	22500	41572	26500	105572	48428.5	-16000.5
Representation Allowance (RA)	5010202000		138000	138000		15000	22500	41571.5	10500	89571.5	15000	22500	41572	26500	105572	48428.5	-16000.5
Transportation Allowance (TA)	5010203000		138000	138000		15000	22500	41571.5	10500	89571.5	15000	22500	41571	26500	105571	48428.5	-15999.5
Transportation Allowance (TA)	5010203000		138000	138000		15000	22500	41571.5	10500	89571.5	15000	22500	41571	26500	105571	48428.5	-15999.5
Honoraria	5010210000		1759167	1759167		145550	321014	269279	523288	1259131	46500	321564.8	269279.04	413888	1051232	500036	207899.16
Honoraria - Civilian	5010210001		1759167	1759167		145550	321014	269279	523288	1259131	46500	321564.8	269279.04	413888	1051232	500036	207899.16
Maintenance and Other Operating Exp		0	22791024	22791024		2327372	2692513	3359842	2436436	10816163	833839.5	718661.32	3345277.7	4883519.49	9579298	11975861	1235864.99
Business Income	4020200000		165000	165000		0	76800	58560	29640	165000	0	0	58560	0	58560	0	106440
Affiliation Fees	4020202000		165000	165000		0	76800	58560	29640	165000	0	0	58560	0	58560	0	106440
Affiliation Fees	4020202000		165000	165000		0	76800	58560	29640	165000	0	0	58560	0	58560	0	106440
Traveling Expenses	5020100000		1692446	1692446		396410	112245	337037	397906	1243598	334905.21	44555	337037	165070	881567.2	448848	362030.79
Traveling Expenses - Local	5020101000		1692446	1692446		396410	112245	337037	397906	1243598	334905.21	44555	337037	165070	881567.2	448848	362030.79
Traveling Expenses - Local	5020101000		1692446	1692446		396410	112245	337037	397906	1243598	334905.21	44555	337037	165070	881567.2	448848	362030.79
Training and Scholarship Expenses	5020200000		1626506	1626506		0	295800	141300	18180	455280	0	100000	147500	900264	1147764	1171226	-692484
Training Expenses	5020201000		1526506	1526506		0	195800	141300	18180	355280	0	0	147500	124560	272060	1171226	83220
Training Expenses	5020201002		1526506	1526506		0	195800	141300	18180	355280	0	0	147500	124560	272060	1171226	83220
Scholarship Grants/Expenses	5020202000		100000	100000		0	100000	0	0	100000	0	100000	0	775704	875704	0	-775704
Scholarship Grants/Expenses	5020202000		100000	100000		0	100000	0	0	100000	0	100000	0	775704	875704	0	-775704
Supplies and Materials Expenses	5020300000		6451304	6451304		1274473	1112526	1585440	388309	4360748	90050.26	405542.5	1546574.75	2163355.69	4205523	2090556	155224.8
Office Supplies Expenses	5020301000		3833041	3833041		1200973	842493	888451	266220	3198137	90050.26	132320	891736.75	1147006.44	2261113	634904	937023.55
Office Supplies Expenses	5020301002		3833041	3833041		1200973	842493	888451	266220	3198137	90050.26	132320	891736.75	1147006.44	2261113	634904	937023.55
Accountable Forms Expenses	5020302000		59000	59000		0	0	56350	0	56350	0	0	217410	0	217410	2650	-161060
Accountable Forms Expenses	5020302000		59000	59000		0	0	56350	0	56350	0	0	217410	0	217410	2650	-161060
Medical, Dental and Laboratory Supplies	5020308000		407002	407002		9266	24374	41761	92707	168108	0	0	41761	60107.25	101868.3	238894	66239.75
Medical, Dental and Laboratory Supplies	5020308000		407002	407002		9266	24374	41761	92707	168108	0	0	41761	60107.25	101868.3	238894	66239.75
Fuel, Oil and Lubricants Expenses	5020309000		218434	218434		2234	31720	2660	19382	55996	0	0	2660	3734.14	6394.14	162438	49601.86
Fuel, Oil and Lubricants Expenses	5020309000		218434	218434		2234	31720	2660	19382	55996	0	0	2660	3734.14	6394.14	162438	49601.86
Agricultural and Marine Supplies Expens	5020310000		384999	384999		0	213939	161060	10000	384999	0	0	0	44560	44560	0	340439
Agricultural and Marine Supplies Expens	5020310000		384999	384999		0	213939	161060	10000	384999	0	0	0	44560	44560	0	340439
Textbooks and Instructional Materials Exp	5020311000		1548828	1548828		62000	0	435158	0	497158	0	0	393007	158885.5	551892.5	1051670	-54734.5
Textbooks and Instructional Materials Exp	5020311001		1548828	1548828		62000	0	435158	0	497158	0	0	393007	158885.5	551892.5	1051670	-54734.5
Other Supplies and Materials Expenses	5020399000		0	0		0	0	0	0	0	0	273222.5	0	749062.36	1022285	0	-1022284.86
Other Supplies and Materials Expenses	5020399000		0	0		0	0	0	0	0	0	273222.5	0	749062.36	1022285	0	-1022284.86
Communication Expenses	5020500000		1413620	1413620		44512	102947	112766	133903	394128	38361.28	4638.21	112765.61	177277.27	333042.4	1019492	61085.63
Telephone Expenses	5020502000		559777	559777		43513	53910	54817	61463	213703	1065.39	0	112765.61	49637.42	163468.4	346074	50234.58
Mobile	5020502001		10860	10860		0	0	0	0	10860	0	0	0	0	1065.39	0	9794.61
Landline	5020502002		548917	548917		32653	53910	54817	61463	202843	0	0	112765.61	49637.42	162403	346074	40439.97
Internet Subscription Expenses	5020503000		853843	853843		999	49037	57949	72440	180425	37295.89	4638.21	0	127639.85	169574	673418	10851.05
Internet Subscription Expenses	5020503000		853843	853843		999	49037	57949	72440	180425	37295.89	4638.21	0	127639.85	169574	673418	10851.05
Awards/Rewards and Prizes	5020600000		491378	491378		0	0	16384	82460	98844	0	0	18990	74844	93834	392534	5010
Awards/Rewards Expenses	5020601000		491378	491378		0	0	16384	82460	98844	0	0	18990	74844	93834	392534	5010
Awards/Rewards Expenses	5020601001		491378	491378		0	0	16384	82460	98844	0	0	18990	74844	93834	392534	5010
Repairs and Maintenance	5021300000		3180338	3180338		127310	371930	291997	428969	1220206	0	0	339547.12	458170.21	797717.3	1960132	422488.67
Repairs and Maintenance - Investment P	5021301000		3180338	3180338		127310	371930	291997	428969	1220206	0	0	339547.12	458170.21	797717.3	1960132	422488.67
Repairs and Maintenance - Investment P	5021301000		3180338	3180338		127310	371930	291997	428969	1220206	0	0	339547.12	458170.21	797717.3	1960132	422488.67

Not Yet Due and Demandable


UACS CODE	Approved Budgeted Revenue	Adjusted Budgeted Revenue	1st Quarter Ending March 31	2nd Quarter Ending June 30	3rd Quarter Ending Sept. 30	4th Quarter Ending Dec. 31	Total	1st Quarter Ending March 31	2nd Quarter Ending June 30	3rd Quarter Ending Sept. 30	4th Quarter Ending Dec. 31	Total	Unpaid Utilizations	Unpaid Utilization	
Taxes, Insurance Premiums and Other F	5021500000	17000	17000	5504	0	0	1500	7004	5253.75	0	0	0	5253.75	9996	1750.25
Taxes, Duties and Licenses	5021501000	17000	17000	5504	0	0	1500	7004	5253.75	0	0	0	5253.75	9996	1750.25
Taxes, Duties and Licenses	5021501001	17000	17000	5504	0	0	1500	7004	5253.75	0	0	0	5253.75	9996	1750.25
Other Maintenance and Operating Expen	5029900000	7753432	7753432	479163	620265	816358	954569	2870355	165269	161925.61	784303.22	944538.32	2056036	4883077	814318.85
Advertising Expenses	5029901000	30116	30116	0	0	0	0	0	0	0	0	0	0	30116	0
Advertising Expenses	5029901000	30116	30116	0	0	0	0	0	0	0	0	0	0	30116	0
Printing and Publication Expenses	5029902000	787842	787842	2400	57110	42216	13000	114726	0	17110	44030	85586	146726	673116	-32000
Printing and Publication Expenses	5029902000	787842	787842	2400	57110	42216	13000	114726	0	17110	44030	85586	146726	673116	-32000
Representation Expenses	5029903000	1534485	1534485	127941	265964	221010	130419	745334	52276.85	22262.75	226721.3	296934	598194.9	789151	147139.1
Representation Expenses	5029903000	1534485	1534485	127941	265964	221010	130419	745334	52276.85	22262.75	226721.3	296934	598194.9	789151	147139.1
Transportation and Delivery Expenses	5029904000	320485	320485	0	50000	1000	79320	130320	0	0	1000	17520	18520	190165	111800
Transportation and Delivery Expenses	5029904000	320485	320485	0	50000	1000	79320	130320	0	0	1000	17520	18520	190165	111800
Rent/Lease Expenses	5029905000	193500	193500	0	0	4000	2400	6400	0	0	4000	2400	6400	187100	0
Rents - Building and Structures	5029905001	193500	193500	0	0	4000	2400	6400	0	0	4000	2400	6400	187100	0
Membership Dues and Contributions to C	5029906000	43650	43650	0	0	29655	0	29655	0	0	29655	29655	59310	13995	-29655
Membership Dues and Contributions to C	5029906000	43650	43650	0	0	29655	0	29655	0	0	29655	29655	59310	13995	-29655
Subscription Expenses	5029907000	98160	98160	51950	0	0	0	51950	0	0	6390	6390	46210	45560	0
Other Subscription Expenses	5029907099	98160	98160	51950	0	0	0	51950	0	0	6390	6390	46210	45560	0
Other Maintenance and Operating Expen	5029999000	4745194	4745194	296872	247191	518477	729430	1791970	112992.15	122552.86	478896.92	506053.32	1220495	2953224	571474.75
Other Maintenance and Operating Expen	5029999099	4745194	4745194	296872	247191	518477	729430	1791970	112992.15	122552.86	478896.92	506053.32	1220495	2953224	571474.75
Capital Outlays	0	17958064	17958064	3437438	1374350	4273241	2315440	11400470	38406.77	17500	4770950.89	2752997	7579855	5657594	3820615.34
Buildings and Other Structures	1060400000	1492000	1492000	0	0	957472	0	957472	0	0	1107499.89	0	1107500	534528	-150027.89
Other Structures	1060499000	1492000	1492000	0	0	957472	0	957472	0	0	1107499.89	0	1107500	534528	-150027.89
Other Structures	1060499000	1492000	1492000	0	0	957472	0	957472	0	0	1107499.89	0	1107500	534528	-150027.89
Machinery and Equipment	1060500000	7697456	7697456	2597667	676500	2160256	909973	6344396	27756.85	0	2511426	2413572	4952755	1353060	1391641.15
Information and Communication Technol	1060503000	7420090	7420090	2597667	676500	2160256	894973	6329396	27756.85	0	2511426	2413572	4952755	1090694	1376641.15
Information and Communication Technol	1060503000	7420090	7420090	2597667	676500	2160256	894973	6329396	27756.85	0	2511426	2413572	4952755	1090694	1376641.15
Agricultural and Forestry Equipment	1060504000	131900	131900	0	0	0	0	0	0	0	0	0	0	131900	0
Agricultural and Forestry Equipment	1060504000	131900	131900	0	0	0	0	0	0	0	0	0	0	131900	0
Medical Equipment	1060511000	145466	145466	0	0	0	15000	15000	0	0	0	0	0	130466	15000
Medical Equipment	1060511000	145466	145466	0	0	0	15000	15000	0	0	0	0	0	130466	15000
Furniture, Fixtures and Books	1060700000	1163056	1163056	310213	100100	181000	106400	697713	0	0	186000	100100	286100	465343	411613
Furniture and Fixtures	1060701000	1163056	1163056	310213	100100	181000	106400	697713	0	0	186000	100100	286100	465343	411613
Furniture and Fixtures	1060701000	1163056	1163056	310213	100100	181000	106400	697713	0	0	186000	100100	286100	465343	411613
Other Property, Plant and Equipment	1069900000	698872	698872	140000	0	826236	0	966236	0	0	69194	0	69194	-267364	897042
Other Property, Plant and Equipment	1069999000	698872	698872	140000	0	826236	0	966236	0	0	69194	0	69194	-267364	897042
Other Property, Plant and Equipment	1069999000	698872	698872	140000	0	826236	0	966236	0	0	69194	0	69194	-267364	897042
Property, Plant and Equipment Outlay	5060400000	6006680	6006680	389559	597750	148277	1299067	2434653	10649.92	17500	896831	239325	1164306	3572027	1270347.08
Buildings and Other Structures	5060404000	1295444	1295444	0	0	148277	221635	369912	0	0	0	0	0	925532	369912
Buildings	5060404001	1295444	1295444	0	0	148277	221635	369912	0	0	0	0	0	925532	369912
Machinery and Equipment Outlay	5060405000	4711236	4711236	389559	597750	0	1077432	2064741	10649.92	17500	896831	239325	1164306	2646495	900435.08
Office Equipment	5060405002	4337142	4337142	335114	580750	0	1077432	1993296	10649.92	0	896831	115525	1023006	2343846	970290.08
Sports Equipment	5060405013	374094	374094	54445	17000	0	0	71445	0	17500	0	17000	34500	302649	36945
Technical and Scientific Equipment	5060405014	0	0	0	0	0	0	0	0	0	0	106800	106800	0	-106800
GRAND TOTAL	0	0	0	0	0	0	0	0	0	0	0	0	0	0	0
Grand Total	0	60972051	60972051	9262238	8031510	12994815	11638435	41824998	3607207.32	3728431.55	13477960.73	14792973.66	35506673	19147053	6318424.74

Certified Correct:


Barniao, wuifredo

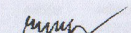
Budget Officer
Date: 12/Mar/2018

Recommended By:


Ursaiz, Adelina

Director, FMS
Date: 12/Mar/2018

Approved By:


Rosales, Edgardo

Agency Head/Department
Date: 12/Mar/2018