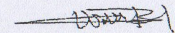


STATEMENT OF APPROVED BUDGET, UTILIZATIONS, DISBURSEMENTS AND BALANCES  
As of the Quarter Ending December 31, 2017


Department : State Universities and Colleges (SUCs)  
Agency : J. H. Cerilles State College  
Operating Unit : N/A  
Organization Code (UACS) : 080840000000  
Report Status : SUBMITTED

Particulars	UACS CODE	Approved Budget		Budget Utilization					Disbursements					Balances			
		Approved Budgeted Revenue	Adjustments (Additions, Reductions, Realignment)	Adjusted Budgeted Revenue	1st Quarter	2nd Quarter	3rd Quarter	4th Quarter	Total	1st Quarter	2nd Quarter	3rd Quarter	4th Quarter	Unutilized Budget	Unpaid Utilizations	Due and Demandable / Accounts Payable	Not Yet Due and Demandable
					Ending March 31	Ending June 30	Ending Sept. 30	Ending Dec. 31		Ending March 31	Ending June 30	Ending Sept. 30	Ending Dec. 31				
Agency Approved Budget		0	0	0	0	0	0	0	0	0	0	0	0	0	0	0	0
Center	07308601	60972051	0	60972051	9262238	8031510	12994815	11536435	41824998	3507207.32	3728431.55	13477960.73	14792973.66	35506573	19147053	0	6318424.74
General Administration and Support	0000010000000000	13289083	0	13289083	1700701	2000121	3171493	3437131	10309446	1355212.34	1036495.83	3177111.7	3599832.72	9168653	2979637	0	1140793.41
Support to Operations	0000020000000000	4010461	0	4010461	487853	203305	653135	481160	1825453	76763.15	132268.83	690288.45	408470	1307790	2185008	0	517662.57
Operations	0000030000000000	43672507	0	43672507	7073684	5828084	9170187	7618144	29690099	2075231.83	2559866.89	9610560.58	10784670.94	25030130	13982408	0	4659968.76
MFO 1: HIGHER EDUCATION SERV	0000030100000000	39354846	0	39354846	6562938	5548125	8445051	7226169	27782283	1968161.37	2421572.9	8893799.59	10445300.75	23728835	11572563	0	4053448.39
MFO 2: RESEARCH SERVICES	0000030200000000	2414608	0	2414608	266023	63247	381741	202298	913309	46382.96	70173.37	391065.87	160221.7	667843.9	1501299	0	245465.1
MFO 3: TECHNICAL ADVISORY EXT	0000030300000000	1903053	0	1903053	244723	216712	343395	189677	994507	60687.5	67920.62	325695.12	179148.49	633451.7	908546	0	361055.27
General Management and Supervision	1030010001000000	13289083	0	13289083	1700701	2000121	3171493	3437131	10309446	1355212.34	1036495.83	3177111.7	3599832.72	9168653	2979637	0	1140793.41
PS	0	8603745	0	8603745	1173447	1549289	2132178	2954722	7809636	1301376.92	918386.97	2144480.44	849601.86	1773645	1259273	0	-96832.8
MOOE	0	2936085	0	2936085	190340	438832	759496	288144	1676812	51921.82	118108.86	754012.26	49601.86	1773645	1259273	0	195974.4
CO	0	1749253	0	1749253	336914	12000	279819	194265	822998	1913.6	0	278619	346491	627023.6	925255	0	195974.4
Auxiliary Services	2640020001000000	4010461	0	4010461	487853	203305	653135	481160	1825453	76763.15	132268.83	690288.45	408470	1307790	2185008	0	517662.57
PS	0	1003195	0	1003195	63410	95975	208815	100545	468745	58810.65	100574.82	99890.45	127695.45	386971.4	534450	0	81773.63
MOOE	0	2028071	0	2028071	266443	103580	354215	165689	890027	17952.5	31694.01	419998	171576.55	641221.1	1138044	0	248805.94
CO	0	979195	0	979195	158000	3650	90105	214926	466681	0	0	170400	109198	279598	512514	0	187083
Provision of Higher Education Services	2640030101000000	39354846	0	39354846	6562938	5548125	8445051	7226169	27782283	1968161.37	2421572.9	8893799.59	10445300.75	23728835	11572563	0	4053448.39
PS	0	10707837	0	10707837	2171149	2191524	2921242	3622052	10905967	1388352.86	1874000.95	3035563.76	4524941.87	10822859	-198130	0	83107.56
MOOE	0	16209329	0	16209329	1728264	2021901	2142377	1909868	7802410	543315.34	530071.95	2069503.44	4271064.88	7413956	8406919	0	388454.39
CO	0	12437680	0	12437680	2663525	1334700	3381432	1694249	9073906	36493.17	17500	3788732.39	1649294	5492020	3363774	0	3581886.44
Provision of Extension Services	2650030301000000	1903053	0	1903053	244723	216712	343395	189677	994507	60687.5	67920.62	325695.12	179148.49	633451.7	908546	0	361055.27
PS	0	442737	0	442737	66688	94472	63498	75802	300460	54987.5	67920.62	45798.12	67642.49	236348.7	142277	0	64111.27
MOOE	0	849443	0	849443	85035	98240	79897	58875	322047	5700	0	79897	34010	119607	527396	0	202440
CO	0	610873	0	610873	93000	24000	200000	55000	372000	0	0	200000	77496	277496	238873	0	94504
Conduct of Research Services	2670030201000000	2414608	0	2414608	266023	63247	381741	202298	913309	46382.96	70173.37	391065.87	160221.7	667843.9	1501299	0	245465.1
PS	0	365449	0	365449	22733	33387	35999	32438	124557	22733.12	33386.87	35999.37	32437.5	124556.9	240892	0	0.14
MOOE	0	768096	0	768096	57290	29860	23857	12860	123867	23649.84	36786.5	21867	5566.2	87869.54	644229	0	35997.46
CO	0	1281063	0	1281063	186000	0	321885	157000	664885	0	0	333199.5	122218	455417.5	616178	0	209467.5
GRAND TOTAL		60972051	0	60972051	9262238	8031510	12994815	11536435	41824998	3507207.32	3728431.55	13477960.73	14792973.66	35506573	19147053	0	6318424.74
PS	0	21122963	0	21122963	3497427	3964647	5361732	6785559	19609365	2826261.05	2994270.23	5361732.14	7156457.17	18338721	1513598	0	1270644.41
MOOE	0	22791024	0	22791024	2327372	2692513	3359842	2435436	10815163	642539.5	716661.32	3345277.7	5331819.49	10036298	11975861	0	778864.99
Fin Ex	0	0	0	0	0	0	0	0	0	0	0	0	0	0	0	0	0
CO	0	17058064	0	17058064	3437439	1374350	4273241	2315440	11400470	38406.77	17500	4770950.89	2304697	7131555	5657594	0	4268915.34

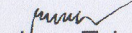
Certified Correct:

  
**Barnido, Wilfredo**  
Budget Officer  
Date: 12/Mar/2018

Recommended By:

  
**Ursaiz, Adelina**  
Director, FMS  
Date: 12/Mar/2018

Approved By:

  
**Rosales, Edgardo**  
Agency Head/Department  
Date: 12/Mar/2018