

MONTHLY REPORT OF DISBURSEMENTS
For the Month of JULY 2019

FAR No. 4


Department: SUC
Agency: J.H. CERILLES STATE COLLEGE
Operating Unit: N/A
Organizational Code(UACS): 08084000000
Funding Source Code(as cluster): 01101101


PARTICULARS	CURRENT YEAR BUDGET					PRIOR YEAR'S BUDGET											SUB-TOTAL	TRUST LIABILITIES				GRAND TOTAL					Remark	
	PS	MOOE	Fin. Exp	CO	TOTAL	PRIOR YEAR'S ACCOUNTS PAYABLE					CURRENT YEAR'S ACCOUNTS PAYABLE							TOTAL	PS	MOOE	CO	TOTAL	PS	MOOE	Fin. Exp	CO		TOTAL
						PS	MOOE	Fin. Exp	CO	Sub-Total	PS	MOOE	Fin. Exp	CO	Sub-Total	PS												
1	2	3	4	5	B=(2+3+4+5)	7	8	9	10	11=(7+8+9+10)	12	13	14	15	16=(12+13+14+15)	17=(11+16)	18=(B+17)	19	20	21	22=(19+20+21)	23	24	25	26	27=(23+24+25+26)	28	
Notice of Cash Allocation(NCA)																												
MDS Checks Issued		314,920.82		740,091.48	1,055,012.30												1,055,012.30											
Advice to Debit Account	9,065,198.04	821,318.29			9,886,516.33												9,886,516.33											
Working Fund(NCA issued to Bfr)																												
Tax Remittance Advice Issued (TRA)	430,465.17	42,476.94			472,942.11												472,942.11											
Cash Disbursement Ceiling(CDC)																												
Non-Cash Availment Authority(NCAA)																												
Others (CDT, Bfr Docs Stamp, etc.)																												
TOTAL	9,495,663.21	1,178,716.05	-	740,091.48	11,414,470.74	-	-	-	-	-	-	-	-	-	-	-	11,414,470.74	-	-	-	-	9,495,663.21	1,178,716.05	-	740,091.48	11,414,470.74		


SUMMARY:

	Previous Report	This Month (July 2019)	As of Date
Total Disbursement Authorities Received			
NCA	97,532,692.00	15,687,000.00	113,219,692.00
Working Fund	-	-	-
TRA	2,874,393.86	472,942.11	3,347,335.97
CDC	0	-	-
NCAA	0	-	-
Others (CDT, Bfr Docs Stamp, etc.)	0	-	-
Sub-Total	100,407,085.86	16,159,942.11	116,567,027.97
Less: Notice of Transfer Allocations (NTA) issued	0	0	0
Total Disbursement Authorities Available	100,407,085.86	16,159,942.11	116,567,027.97
Less: Lapsed NCA Disbursements	4,580.21	-	4,580.21
Balance of Disbursements Authorities as of to date	100,402,505.65	11,414,470.74	111,816,976.39
		4,745,471.37	4,745,471.37

	Previous Report	This Month (July 2019)	As of Date
Total Disbursements Progr	100,407,085.86	16,159,942.11	116,567,027.97
Less: Actual Disbursements	100,402,505.65	11,414,470.74	111,816,976.39
(Over) Under Spending	4,580.21	4,745,471.37	4,750,051.58
			(4,580.21)

Certified Correct:

CHRISTINE A. ARQUILLAS, CPA
Accountant

Recommended by:

ADELINE A. URSULA, MBA
Supervising Admin. Officer

Approved by:

DR. MARY JOCELYN V. BATTUNG
President