

MONTHLY REPORT OF DISBURSEMENTS
For the Month of APRIL 2019


FAR No. 4

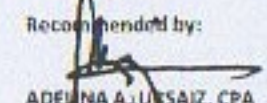
Department SUC
Agency J.H. CERILLES STATE COLLEGE
Operating Unit N/A
Organizational Code(UACS) 08084000000
Funding Source Code(as cluste 01101101


PARTICULARS	CURRENT YEAR BUDGET					PRIOR YEAR'S BUDGET											SUB-TOTAL	TRUST LIABILITIES				GRAND TOTAL					Remarks	
	PS	MOOE	Fin. Exp	CO	TOTAL	PRIOR YEAR'S ACCOUNTS PAYABLE					CURRENT YEAR'S ACCOUNTS PAYABLE							TOTAL	PS	MOOE	CO	TOTAL	PS	MOOE	Fin. Exp	CO		TOTAL
						PS	MOOE	Fin. Exp	CO	Sub-Total	PS	MOOE	Fin. Exp	CO	Sub-Total	PS												
1	2	3	4	5	6=(2+3+4+5)	7	8	9	10	11=(7+8+9+10)	12	13	14	15	16=(12+13+14+15)	17=(11+16)	18=(6+17)	19	20	21	22=(18+20+21)	23	24	25	26	27=(23+24+25+26)	28	
Notice of Cash Allocation(NCA)																												
MOS Checks Issued	46,733.26	815,399.74	-	-	862,133.00	5,522.88	5,186,509.41	-	552,815.07	5,744,847.36	-	-	-	-	-	5,744,847.36	6,606,980.36	-	-	-	-	-	52,256.14	6,001,909.15	-	552,815.07	6,606,980.36	
Advice to Debit Account	12,493,368.40	384,735.82	-	-	12,878,104.22	-	100,546.10	-	2,010,037.77	2,110,583.87	-	-	-	-	-	2,110,583.87	14,988,688.09	-	-	-	-	-	12,493,368.40	485,281.92	-	2,010,037.77	14,988,688.09	
Working Fund(NCA issued to BTr)																												
Tax Remittance Advice Issued (TRA)	433,649.45	20,972.42	-	-	454,621.87	290.68	40,046.54	-	55,602.54	95,939.76	-	-	-	-	-	95,939.76	550,561.63	-	-	-	-	-	433,940.13	61,018.96	-	55,602.54	550,561.63	
Cash Disbursement Ceiling(CDC)																												
Non-Cash Availment Authority(NCAA)																												
Others (COT, BTr Docs Stamp, etc.)																												
TOTAL	12,973,751.11	1,221,107.98	-	-	14,194,859.09	5,813.56	5,327,102.05	-	2,618,455.38	7,951,370.99	-	-	-	-	-	7,951,370.99	22,146,230.08	-	-	-	-	-	12,979,564.67	6,548,210.03	-	2,618,455.38	22,146,230.08	

SUMMARY:

	Previous Report	This Month (April 2019)	As of Date	Previous Report	This Month (April 2019)	As of Date
	Total Disbursement Authorities Received					
NCA	32,861,692.00	34,514,000.00	67,375,692.00	32,861,692.00	34,514,000.00	67,375,692.00
Working Fund	-	-	-	-	-	-
TRA	1,056,309.48	550,561.63	1,606,871.11	1,056,309.48	550,561.63	1,606,871.11
CDC	0	-	-	0	-	-
NCAA	0	-	-	0	-	-
Others (COT, BTr Docs Stamp, etc.)	0	-	-	0	-	-
Sub-Total	33,918,001.48	35,064,561.63	68,982,563.11	33,918,001.48	35,064,561.63	68,982,563.11
Less: Notice of Transfer Allocations (NTA) issued	0	0	0	0	0	0
Total Disbursement Authorities Available	33,918,001.48	35,064,561.63	68,982,563.11	33,917,315.45	22,146,230.08	56,063,545.53
Less: Lapsed NCA Disbursements	686.03	-	686.03	686.03	-	686.03
Balance of Disbursements Authorities as of to date	33,917,315.45	22,146,230.08	56,063,545.53	(1,055,623.45)	12,367,769.92	11,312,146.47
	-	12,918,331.55	12,918,331.55			1,606,185.08


Certified Copy:
CHRISME A. ORQUILLAS, CPA
Accountant

Recommended by:

ADELINE A. UTSALZ, CPA
Supervising Admin. Officer

Approved By:

DR. MARY JOCELYN V. BATTILING
President