


(For Off-Budgetary Funds)


Department : State Universities and Colleges (SUCs)
 Agency/Entity : J. H. Cerilles State College
 Operating Unit : < not applicable >
 Organization Code : 08 084 000000
 Fund Cluster : 05 Internally Generated Funds
 (e.g. UACS Fund Cluster: 05-Internally Generated Funds and 06-Business Related Funds)

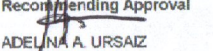
Particulars	UACS CODE	Approved Budget			Utilizations					Disbursements					Balances		
		Approved Budgeted Revenue	Adjustments (Reductions, Modifications/Augmentations)	Adjusted Budgeted Revenue	1st Quarter Ending March 31	2nd Quarter Ending June 30	3rd Quarter Ending Sept. 30	4th Quarter Ending Dec. 31	Total	1st Quarter Ending March 31	2nd Quarter Ending June 30	3rd Quarter Ending Sept. 30	4th Quarter Ending Dec. 31	TOTAL	Unutilized Budget	Unpaid Obligations (10-15)+(17+18)	
																Due and Demandable	Not Yet Due and Demandable
1	2	3	4	5=[3+(-4)]	6	7	8	9	10=[6+7+8+9]	11	12	13	14	15=(11+12+13+14)	16=(5-10)	17	18
General Administration and Support	10000000000000	36,772,817.00	0.00	36,772,817.00	5,226,934.00	4,370,663.00	5,852,866.31	0.00	15,250,466.31	5,226,934.00	4,009,544.55	6,013,988.46	0.00	15,250,466.11	21,522,351.69	0.00	0.20
General Management and Supervision	10000000000000	36,772,817.00	0.00	36,772,817.00	5,226,934.00	4,370,663.00	5,852,866.31	0.00	15,250,466.31	5,226,934.00	4,009,544.55	6,013,988.46	0.00	15,250,466.11	21,522,351.69	0.00	0.20
PS		284,000.00	0.00	284,000.00	0.00	107,224.00	58,000.00	0.00	163,224.00	0.00	107,224.00	58,000.00	0.00	163,224.00	160,776.00	0.00	0.00
MOOE		30,415,177.00	0.00	30,415,177.00	5,226,934.00	4,166,336.00	5,577,364.31	0.00	14,570,664.31	5,226,934.00	3,902,320.55	5,841,409.66	0.00	14,970,664.31	16,444,512.69	0.00	0.00
CC		6,093,640.00	0.00	6,093,640.00	0.00	97,103.00	19,474.00	0.00	116,577.00	0.00	0.00	116,576.80	0.00	116,576.80	5,977,063.00	0.00	0.20
Sub-Total: General Administration and Support		36,772,817.00	0.00	36,772,817.00	5,226,934.00	4,370,663.00	5,852,866.31	0.00	15,250,466.31	5,226,934.00	4,009,544.55	6,013,988.46	0.00	15,250,466.11	21,522,351.69	0.00	0.20
PS		284,000.00	0.00	284,000.00	0.00	107,224.00	58,000.00	0.00	163,224.00	0.00	107,224.00	58,000.00	0.00	163,224.00	160,776.00	0.00	0.00
MOOE		30,415,177.00	0.00	30,415,177.00	5,226,934.00	4,166,336.00	5,577,364.31	0.00	14,570,664.31	5,226,934.00	3,902,320.55	5,841,409.66	0.00	14,970,664.31	16,444,512.69	0.00	0.00
FinEx (if Applicable)		0.00	0.00	0.00	0.00	0.00	0.00	0.00	0.00	0.00	0.00	0.00	0.00	0.00	0.00	0.00	0.00
CC		6,093,640.00	0.00	6,093,640.00	0.00	97,103.00	19,474.00	0.00	116,577.00	0.00	0.00	116,576.80	0.00	116,576.80	5,977,063.00	0.00	0.20
Operations	30000000000000	156,195,905.00	0.00	156,195,905.00	633,057.00	9,450,499.00	7,312,306.23	0.00	17,395,862.23	633,057.00	3,903,949.70	12,525,967.53	0.00	17,052,994.23	138,500,040.77	0.00	332,870.00
000: Relevant and quality tertiary education ensures holistic and inclusive growth and access of poor and deserving students to quality tertiary education increased	31000000000000	135,997,034.00	0.00	135,997,034.00	406,257.00	8,407,143.00	4,919,474.43	0.00	13,732,874.43	406,257.00	3,247,085.96	9,844,724.64	0.00	13,496,067.50	122,264,159.17	0.00	234,807.33
HIGHER EDUCATION PROGRAM	31000000000000	135,997,034.00	0.00	135,997,034.00	406,257.00	8,407,143.00	4,919,474.43	0.00	13,732,874.43	406,257.00	3,247,085.96	9,844,724.64	0.00	13,496,067.50	122,264,159.17	0.00	234,807.33
Provision of Higher Education Services	31010000000000	135,997,034.00	0.00	135,997,034.00	406,257.00	8,407,143.00	4,919,474.43	0.00	13,732,874.43	406,257.00	3,247,085.96	9,844,724.64	0.00	13,496,067.50	122,264,159.17	0.00	234,807.33
PS		1,505,188.00	0.00	1,505,188.00	0.00	0.00	310,368.96	0.00	310,368.96	0.00	0.00	354,347.96	0.00	354,347.96	1,194,819.04	0.00	6,021.00
MOOE		103,126,506.00	0.00	103,126,506.00	406,257.00	3,258,725.00	4,564,108.27	0.00	8,228,088.27	406,257.00	3,247,085.96	4,346,966.03	0.00	8,000,301.94	94,897,417.73	0.00	228,798.33
CC		31,365,340.00	0.00	31,365,340.00	0.00	5,148,418.00	44,989.80	0.00	5,193,417.60	0.00	0.00	5,193,417.60	0.00	5,193,417.60	26,171,922.40	0.00	0.00
00: Higher education research improved to promote economic productivity and innovation	32000000000000	9,923,377.00	0.00	9,923,377.00	86,400.00	171,238.00	699,430.80	0.00	967,068.80	86,400.00	116,115.44	755,563.36	0.00	967,068.80	8,966,308.20	0.00	0.00
RESEARCH PROGRAM	32020000000000	9,923,377.00	0.00	9,923,377.00	86,400.00	171,238.00	699,430.80	0.00	967,068.80	86,400.00	116,115.44	755,563.36	0.00	967,068.80	8,966,308.20	0.00	0.00
Conduct of Research Services, including P1,000,000 for Research Rewards/Incentives	32020000000000	9,923,377.00	0.00	9,923,377.00	86,400.00	171,238.00	699,430.80	0.00	967,068.80	86,400.00	116,115.44	755,563.36	0.00	967,068.80	8,966,308.20	0.00	0.00
PS		1,336,920.00	0.00	1,336,920.00	0.00	0.00	0.00	0.00	0.00	0.00	0.00	0.00	0.00	0.00	1,336,920.00	0.00	0.00
MOOE		4,640,957.00	0.00	4,640,957.00	86,400.00	127,060.00	699,430.80	0.00	912,890.80	86,400.00	116,115.44	711,376.36	0.00	912,890.80	3,728,266.20	0.00	0.00
CC		3,945,500.00	0.00	3,945,500.00	0.00	44,178.00	0.00	0.00	44,178.00	0.00	0.00	44,178.00	0.00	44,178.00	3,901,322.00	0.00	0.00
00: Community engagement increased	33000000000000	10,275,494.00	0.00	10,275,494.00	140,400.00	872,118.00	1,693,402.80	0.00	2,705,920.80	140,400.00	541,748.40	1,925,709.53	0.00	2,607,857.93	7,569,573.40	0.00	98,052.67
TECHNICAL ADVISORY EXTENSION PROGRAM	33010000000000	10,275,494.00	0.00	10,275,494.00	140,400.00	872,118.00	1,693,402.80	0.00	2,705,920.80	140,400.00	541,748.40	1,925,709.53	0.00	2,607,857.93	7,569,573.40	0.00	98,052.67
Provision of Extension Services	33010000000000	10,275,494.00	0.00	10,275,494.00	140,400.00	872,118.00	1,693,402.80	0.00	2,705,920.80	140,400.00	541,748.40	1,925,709.53	0.00	2,607,857.93	7,569,573.40	0.00	98,052.67
MOOE		6,385,494.00	0.00	6,385,494.00	140,400.00	851,228.00	1,693,402.80	0.00	2,486,030.60	140,400.00	541,748.40	1,704,819.53	0.00	2,386,967.93	3,900,463.40	0.00	98,052.67


Department : State Universities and Colleges (SUCs)
 Agency/Entity : J. H. Cerilles State College
 Operating Unit : < not applicable >
 Organization Code : 08 084 0000000
 Fund Cluster : 06 Internally Generated Funds
 (e.g. UACS Func Cluster: 05-Internally Generated Funds and 06-Business Related Funds)

Particulars	UACS CODE	Approved Budget			Utilizations					Disbursements				Balances			
		Approved Budgeted Revenue	Adjustments (Reductions, Modifications/ Augmentations)	Adjusted Budgeted Revenue	1st Quarter Ending March 31	2nd Quarter Ending June 30	3rd Quarter Ending Sept. 30	4th Quarter Ending Dec. 31	Total	1st Quarter Ending March 31	2nd Quarter Ending June 30	3rd Quarter Ending Sept. 30	4th Quarter Ending Dec. 31	TOTAL	Unused Budget	Unpaid Obligations (10-15)=(17-18)	
																10=(8+7+6+9)	11
CO		3,890,000.00	0.00	3,890,000.00	0.00	220,890.00	0.00	0.00	220,890.00	0.00	0.00	220,890.00	0.00	220,890.00	3,669,110.00	0.00	0.00
Sub-Total, Operations		155,165,905.00	0.00	155,165,905.00	633,057.00	9,450,499.00	7,312,308.23	0.00	17,395,864.23	633,057.00	3,903,949.70	12,625,987.53	0.00	17,052,994.23	135,800,040.77	0.00	332,870.00
PS		2,842,108.00	0.00	2,842,108.00	0.00	0.00	310,368.98	0.00	310,368.98	0.00	0.00	304,347.98	0.00	304,347.98	2,531,739.04	0.00	8,021.00
MOOE		114,152,957.00	0.00	114,152,957.00	633,057.00	4,037,013.00	6,956,939.87	0.00	11,627,009.87	633,057.00	3,903,949.70	6,769,153.97	0.00	11,300,160.67	102,525,947.33	0.00	328,349.00
FinEx (if Applicable)		0.00	0.00	0.00	0.00	0.00	0.00	0.00	0.00	0.00	0.00	0.00	0.00	0.00	0.00	0.00	0.00
CO		39,200,540.00	0.00	39,200,540.00	0.00	5,413,486.00	44,999.80	0.00	5,458,485.80	0.00	0.00	0.00	0.00	5,458,485.80	33,742,354.40	0.00	0.00
GRAND TOTAL		192,968,722.00	0.00	192,968,722.00	5,859,991.00	13,821,162.00	12,965,176.54	0.00	32,646,329.54	5,859,991.00	7,913,499.35	18,539,873.99	0.00	32,313,459.34	160,322,392.46	0.00	332,870.00
PS		3,106,108.00	0.00	3,106,108.00	0.00	107,224.00	365,368.98	0.00	473,592.98	0.00	107,224.00	360,347.98	0.00	467,571.98	2,832,515.04	0.00	8,021.00
MOOE		144,568,134.00	0.00	144,568,134.00	5,859,991.00	8,203,349.00	12,534,333.96	0.00	26,597,673.96	5,859,991.00	7,806,270.35	12,904,663.63	0.00	26,270,924.98	117,970,460.02	0.00	328,349.00
FinEx (if Applicable)		0.00	0.00	0.00	0.00	0.00	0.00	0.00	0.00	0.00	0.00	0.00	0.00	0.00	0.00	0.00	0.00
CO		45,294,480.00	0.00	45,294,480.00	0.00	5,510,589.00	64,473.60	0.00	5,575,062.60	0.00	0.00	5,575,062.40	0.00	5,575,062.40	39,719,417.40	0.00	0.00

Certified Correct: 
 CHRISME A. ORQUILLAS
 ACCOUNTANT III
 Date: 2020-10-30 15:01:02.0

Certified Correct: 
 WILFREDO M. BARNIDO
 BUDGET OFFICER
 Date: 2020-10-30 15:01:02.0

Recommending Approval: 
 ADELINA A. URSAIZ
 CHIEF ADMINISTRATIVE OFFICER
 Date: 2020-10-30 15:15:

Approved By: 
 MARY JOCELYN V. BATTUNG
 PRESIDENT
 Date: 2020-10-30 15:31: