


As at the Quarter Ending March 31, 2020

Department : State Universities and Colleges (SUCs)
 Agency : J. H. Cerilles State College
 Operating Unit : < not applicable >
 Organization Code : 08 084 000000
 Fund Cluster : 05 - Internally Generated Funds


Classification/Sources of Revenue and Other Receipts	UACS CODE	REVENUE TARGET (Annual) per BESF	Actual Revenue and Other Receipts Collections					Cumulative Remittance/Deposits to Date			Variance		Remarks
			1st Quarter Ending March 31	2nd Quarter Ending June 30	3rd Quarter Ending Sept. 30	4th Quarter Ending Dec. 31	Total	Remittance to BTr	Deposited with AGDB	TOTAL	Amount	%	
1	2	3	4	5	6	7	8=[(6+(-)7)-8+9]	9	10	11=(9+10)	12=(8-3)	13=(12/3)	14
Internally Generated Funds		115,108,159.00	19,711,318.84	0.00	0.00	0.00	19,711,318.84	65,259.71	33,474,667.24	33,539,926.95	(95,396,840.16)	-83 %	
Revenue Collections		115,108,159.00	19,437,085.58	0.00	0.00	0.00	19,437,085.58	0.00	33,474,667.24	33,474,667.24	(95,671,073.42)	-83 %	
Cash Revenue		115,108,159.00	19,437,085.58	0.00	0.00	0.00	19,437,085.58	0.00	33,474,667.24	33,474,667.24	(95,671,073.42)	-83 %	
Non-Tax		115,108,159.00	19,437,085.58	0.00	0.00	0.00	19,437,085.58	0.00	33,474,667.24	33,474,667.24	(95,671,073.42)	-83 %	
Clearance Fees	4020104001	0.00	120,580.00	0.00	0.00	0.00	120,580.00	0.00	0.00	0.00	120,580.00	0 %	
Other Verification and Authentication Fees	4020111099	0.00	125,650.00	0.00	0.00	0.00	125,650.00	0.00	0.00	0.00	125,650.00	0 %	
Fines and Penalties - Service Income	4020114000	0.00	580.00	0.00	0.00	0.00	580.00	0.00	0.00	0.00	580.00	0 %	
Other Service Income	4020199099	0.00	19,668.50	0.00	0.00	0.00	19,668.50	0.00	0.00	0.00	19,668.50	0 %	
Income Collected from Students	4020201002	57,166,278.00	1,560,488.25	0.00	0.00	0.00	1,560,488.25	0.00	15,864,548.41	15,864,548.41	(55,605,789.75)	-97 %	
Income from Other Sources	4020201003	57,941,881.00	17,610,118.83	0.00	0.00	0.00	17,610,118.83	0.00	17,610,118.83	17,610,118.83	(40,331,762.17)	-70 %	
Non-Revenue Collections/Other Receipts		0.00	274,233.26	0.00	0.00	0.00	274,233.26	65,259.71	0.00	65,259.71	274,233.26	0 %	
Cash Revenue		0.00	274,233.26	0.00	0.00	0.00	274,233.26	65,259.71	0.00	65,259.71	274,233.26	0 %	
Non-Tax		0.00	274,233.26	0.00	0.00	0.00	274,233.26	65,259.71	0.00	65,259.71	274,233.26	0 %	
Others	4020221099	0.00	191,281.02	0.00	0.00	0.00	191,281.02	65,259.71	0.00	65,259.71	191,281.02	0 %	
Miscellaneous Income	4060999000	0.00	82,952.24	0.00	0.00	0.00	82,952.24	0.00	0.00	0.00	82,952.24	0 %	
TOTAL		115,108,159.00	19,711,318.84	0.00	0.00	0.00	19,711,318.84	65,259.71	33,474,667.24	33,539,926.95	(95,396,840.16)	-83 %	

Certified Correct:


 CHRISME A. ORQUILLAS


Date: 2020-07-19 22:39:34.0

Recommending Approval:


 ADELINA A. URSALIZ

Date: 2020-07-19 22:41:11.0

Approved By


 MARY JOCELYN V. BATTUNG

Date: 2020-07-20 08:54:36.0

As at the Quarter Ending March 31, 2020

Department : State Universities and Colleges (SUCs)
 Agency : J. H. Cerilles State College
 Operating Unit : < not applicable >
 Organization Code : 08 084 000000
 Fund Cluster : 06 - Business Related Funds

Classification/Sources of Revenue and Other Receipts	UACS CODE	REVENUE TARGET (Annual) per BESF	Actual Revenue and Other Receipts Collections					Cumulative Remittance/Deposits to Date			Variance		Remarks
			1st Quarter Ending March 31	2nd Quarter Ending June 30	3rd Quarter Ending Sept. 30	4th Quarter Ending Dec. 31	Total	Remittance to BTr	Deposited with AGDB	TOTAL	Amount	%	
1	2	3	4	5	6	7	8=[(6+(-)7)-8+9]	9	10	11=(9+10)	12=(8-3)	13=(12/3)	14
Business Related Funds		0.00	143,387.00	0.00	0.00	0.00	143,387.00	0.00	151,127.00	151,127.00	143,387.00	0%	
Revenue Collections		0.00	143,387.00	0.00	0.00	0.00	143,387.00	0.00	151,127.00	151,127.00	143,387.00	0%	
Cash Revenue		0.00	143,387.00	0.00	0.00	0.00	143,387.00	0.00	151,127.00	151,127.00	143,387.00	0%	
Non-Tax		0.00	143,387.00	0.00	0.00	0.00	143,387.00	0.00	151,127.00	151,127.00	143,387.00	0%	
Seminar/Training Fees	4020204000	0.00	0.00	0.00	0.00	0.00	0.00	0.00	0.00	0.00	0.00	0%	
Rent/Lease Income	4020205000	0.00	0.00	0.00	0.00	0.00	0.00	0.00	0.00	0.00	0.00	0%	
Other Business Income	4020299099	0.00	143,387.00	0.00	0.00	0.00	143,387.00	0.00	151,127.00	151,127.00	143,387.00	0%	
TOTAL		0.00	143,387.00	0.00	0.00	0.00	143,387.00	0.00	151,127.00	151,127.00	143,387.00	0%	

Certified Correct:

CHRISME A. ORQUILLAS

Date: 2020-07-19 22:39:34.0

Recommending Approval:

ADELINA A. URSAIZ

Date: 2020-07-19 22:41:11.0

Approved By:

MARY JOCELYN V. BATTUNG


Date: 2020-07-20 08:54:36.0

As at the Quarter Ending March 31, 2020

Department : State Universities and Colleges (SUCs)
 Agency : J. H. Cerilles State College
 Operating Unit : < not applicable >
 Organization Code : 08 084 0000000
 Fund Cluster : 07 - Trust Receipts


Classification/Sources of Revenue and Other Receipts	UACS CODE	REVENUE TARGET (Annual) per BESF	Actual Revenue and Other Receipts Collections					Cumulative Remittance/Deposits to Date			Variance		Remarks
			1st Quarter Ending March 31	2nd Quarter Ending June 30	3rd Quarter Ending Sept. 30	4th Quarter Ending Dec. 31	Total	Remittance to BTr	Deposited with AGDB	TOTAL	Amount	%	
1	2	3	4	5	6	7	8=[(6+(-)7)-8+9]	9	10	11=(9+10)	12=(8-3)	13=(12/3)	14
Trust Receipts		0.00	13,968,181.92	0.00	0.00	0.00	13,968,181.92	0.00	0.00	0.00	13,968,181.92	0%	
Trust Receipts Deposited with Authorized Government Depository Banks (AGDB)		0.00	13,968,181.92	0.00	0.00	0.00	13,968,181.92	0.00	0.00	0.00	13,968,181.92	0%	
Other Trust Liabilities		0.00	13,968,181.92	0.00	0.00	0.00	13,968,181.92	0.00	0.00	0.00	13,968,181.92	0%	
TOTAL		0.00	13,968,181.92	0.00	0.00	0.00	13,968,181.92	0.00	0.00	0.00	13,968,181.92	0%	

Certified Correct:


 CHRISME A. ORQUILLAS


Date: 2020-07-19 22:39:34.0

Recommending Approval:


 ADELINA A. URSAIZ

Date: 2020-07-19 22:41:11.0

Approved By:


 MARY JOCEFA W. BATTUNG

Date: 2020-07-20 08:54:36.0