

**SUMMARY OF APPROPRIATIONS, ALLOTMENTS, OBLIGATIONS, DISBURSEMENTS AND BALANCES BY OBJECT OF EXPENDITURES**  
As at the Quarter Ending March 31, 2020

Department : State Universities and Colleges (SUCs)  
 Agency : J. H. Cerilles State College  
 Operating Unit : < not applicable >  
 Organization Code : 08 084 0000000  
 Fund Cluster : 01 Regular Agency Fund  
 (e.g. UACS Fund Cluster: 01-Regular Agency Fund, 02-Foreign Assisted Projects Fund, 03-Special Account-Locally Funded/Domestic Grants Fund, and 04-Special Account-Foreign Assisted/Foreign Grants Fund)

<input checked="" type="checkbox"/>	Current Year Appropriations
<input type="checkbox"/>	Supplemental
<input type="checkbox"/>	Continuing Appropriations

Particulars	UACS CODE	Appropriations			Allotments						Obligations					Disbursements				Balances			
		Authorized Appropriations	Adjustments (Transfer To/From, Modifications/Augmentation)	Adjusted Appropriations	Allotments Received	Adjustments (Reductions, Modifications/Augmentations)	Transfer To	Transfer From	Adjusted Allotments	1st Quarter Ending March 31	2nd Quarter Ending June 30	3rd Quarter Ending Sept. 30	4th Quarter Ending Dec. 31	TOTAL	1st Quarter Ending March 31	2nd Quarter Ending June 30	3rd Quarter Ending Sept. 30	4th Quarter Ending Dec. 31	TOTAL	Unreleased Appropriations	Unobligated Allotments	Unpaid Obligations (15-20)=(23+24)	
																						Due and Demandable	Not Yet Due and Demandable
1	2	3	4	5=(3+4)	6	7	8	9	10=[(8+(-)7)-8+9]	11	12	13	14	15=(11+12+13+14)	16	17	18	19	20=(16+17+18+19)	21=(5-10)	22=(10-15)	23	24
SUMMARY		174,108,000.00	0.00	174,108,000.00	169,729,000.00	0.00	0.00	0.00	169,729,000.00	36,245,742.00	0.00	0.00	0.00	36,245,742.00	33,333,858.14	0.00	0.00	0.00	33,333,858.14	4,379,000.00	133,483,258.00	0.00	2,911,883.86
A. AGENCY SPECIFIC BUDGET		162,686,000.00	0.00	162,686,000.00	158,307,000.00	0.00	0.00	0.00	158,307,000.00	33,078,944.00	0.00	0.00	0.00	33,078,944.00	30,187,181.51	0.00	0.00	0.00	30,187,181.51	4,379,000.00	125,228,056.00	0.00	2,891,762.49
Personnel Services		132,686,000.00	0.00	132,686,000.00	129,807,000.00	0.00	0.00	0.00	129,807,000.00	30,530,381.00	0.00	0.00	0.00	30,530,381.00	28,461,462.14	0.00	0.00	0.00	28,461,462.14	2,879,000.00	99,276,619.00	0.00	2,066,918.86
Salaries and Wages	501010000	97,696,000.00	0.00	97,696,000.00	97,696,000.00	0.00	0.00	0.00	97,696,000.00	26,506,602.00	0.00	0.00	0.00	26,506,602.00	26,217,622.39	0.00	0.00	0.00	26,217,622.39	0.00	71,159,398.00	0.00	288,779.61
Salaries and Wages - Regular		95,183,000.00	0.00	95,183,000.00	95,183,000.00	0.00	0.00	0.00	95,183,000.00	26,326,387.00	0.00	0.00	0.00	26,326,387.00	26,104,471.76	0.00	0.00	0.00	26,104,471.76	0.00	68,856,613.00	0.00	221,915.22
Basic Salary - Civilian	501010100	95,183,000.00	0.00	95,183,000.00	95,183,000.00	0.00	0.00	0.00	95,183,000.00	26,326,387.00	0.00	0.00	0.00	26,326,387.00	26,104,471.76	0.00	0.00	0.00	26,104,471.76	0.00	68,856,613.00	0.00	221,915.22
Salaries and Wages - Casual/Contractual	501010200	2,513,000.00	0.00	2,513,000.00	2,513,000.00	0.00	0.00	0.00	2,513,000.00	180,215.00	0.00	0.00	0.00	180,215.00	113,350.61	0.00	0.00	0.00	113,350.61	0.00	2,332,785.00	0.00	66,864.39
Other Compensation	501020000	30,055,000.00	0.00	30,055,000.00	30,055,000.00	0.00	0.00	0.00	30,055,000.00	3,514,380.00	0.00	0.00	0.00	3,514,380.00	1,738,136.35	0.00	0.00	0.00	1,738,136.35	0.00	26,540,640.00	0.00	1,776,223.65
Personal Economic Relief Allowance (PERA)		6,624,000.00	0.00	6,624,000.00	6,624,000.00	0.00	0.00	0.00	6,624,000.00	1,616,636.00	0.00	0.00	0.00	1,616,636.00	1,602,636.35	0.00	0.00	0.00	1,602,636.35	0.00	5,007,364.00	0.00	13,999.65
PERA - Civilian	501020100	6,624,000.00	0.00	6,624,000.00	6,624,000.00	0.00	0.00	0.00	6,624,000.00	1,616,636.00	0.00	0.00	0.00	1,616,636.00	1,602,636.35	0.00	0.00	0.00	1,602,636.35	0.00	5,007,364.00	0.00	13,999.65
Representation Allowance (RA)	501020200	102,000.00	0.00	102,000.00	102,000.00	0.00	0.00	0.00	102,000.00	25,500.00	0.00	0.00	0.00	25,500.00	25,500.00	0.00	0.00	0.00	25,500.00	0.00	76,500.00	0.00	0.00
Transportation Allowance (TA)	501020300	102,000.00	0.00	102,000.00	102,000.00	0.00	0.00	0.00	102,000.00	25,500.00	0.00	0.00	0.00	25,500.00	25,500.00	0.00	0.00	0.00	25,500.00	0.00	76,500.00	0.00	0.00
Clothing/Uniform Allowance		1,656,000.00	0.00	1,656,000.00	1,656,000.00	0.00	0.00	0.00	1,656,000.00	1,638,000.00	0.00	0.00	0.00	1,638,000.00	0.00	0.00	0.00	0.00	0.00	0.00	18,000.00	0.00	1,638,000.00
Clothing/Uniform Allowance - Civilian	501020400	1,656,000.00	0.00	1,656,000.00	1,656,000.00	0.00	0.00	0.00	1,656,000.00	1,638,000.00	0.00	0.00	0.00	1,638,000.00	0.00	0.00	0.00	0.00	0.00	0.00	18,000.00	0.00	1,638,000.00
Subsistence Allowance (SA)		26,000.00	0.00	26,000.00	26,000.00	0.00	0.00	0.00	26,000.00	6,000.00	0.00	0.00	0.00	6,000.00	6,000.00	0.00	0.00	0.00	6,000.00	0.00	20,000.00	0.00	0.00
Subsistence Allowance - Magna Carta for Public Health Workers under R.A. 7305	501020500	26,000.00	0.00	26,000.00	26,000.00	0.00	0.00	0.00	26,000.00	6,000.00	0.00	0.00	0.00	6,000.00	6,000.00	0.00	0.00	0.00	6,000.00	0.00	20,000.00	0.00	0.00
Honoraria		2,921,000.00	0.00	2,921,000.00	2,921,000.00	0.00	0.00	0.00	2,921,000.00	202,724.00	0.00	0.00	0.00	202,724.00	78,500.00	0.00	0.00	0.00	78,500.00	0.00	2,718,276.00	0.00	124,224.00
Honoraria - Civilian	501021000	2,921,000.00	0.00	2,921,000.00	2,921,000.00	0.00	0.00	0.00	2,921,000.00	202,724.00	0.00	0.00	0.00	202,724.00	78,500.00	0.00	0.00	0.00	78,500.00	0.00	2,718,276.00	0.00	124,224.00
Year End Bonus		7,932,000.00	0.00	7,932,000.00	7,932,000.00	0.00	0.00	0.00	7,932,000.00	0.00	0.00	0.00	0.00	0.00	0.00	0.00	0.00	0.00	0.00	0.00	7,932,000.00	0.00	0.00
Bonus - Civilian	501021400	7,932,000.00	0.00	7,932,000.00	7,932,000.00	0.00	0.00	0.00	7,932,000.00	0.00	0.00	0.00	0.00	0.00	0.00	0.00	0.00	0.00	0.00	0.00	7,932,000.00	0.00	0.00
Cash Gift		1,380,000.00	0.00	1,380,000.00	1,380,000.00	0.00	0.00	0.00	1,380,000.00	0.00	0.00	0.00	0.00	0.00	0.00	0.00	0.00	0.00	0.00	0.00	1,380,000.00	0.00	0.00
Cash Gift - Civilian	501021500	1,380,000.00	0.00	1,380,000.00	1,380,000.00	0.00	0.00	0.00	1,380,000.00	0.00	0.00	0.00	0.00	0.00	0.00	0.00	0.00	0.00	0.00	0.00	1,380,000.00	0.00	0.00
Other Bonuses and Allowances		9,312,000.00	0.00	9,312,000.00	9,312,000.00	0.00	0.00	0.00	9,312,000.00	0.00	0.00	0.00	0.00	0.00	0.00	0.00	0.00	0.00	0.00	0.00	9,312,000.00	0.00	0.00
Productivity Enhancement Incentive - Civilian	501029600	1,380,000.00	0.00	1,380,000.00	1,380,000.00	0.00	0.00	0.00	1,380,000.00	0.00	0.00	0.00	0.00	0.00	0.00	0.00	0.00	0.00	0.00	0.00	1,380,000.00	0.00	0.00
Mid-Year Bonus - Civilian	501029800	7,932,000.00	0.00	7,932,000.00	7,932,000.00	0.00	0.00	0.00	7,932,000.00	0.00	0.00	0.00	0.00	0.00	0.00	0.00	0.00	0.00	0.00	0.00	7,932,000.00	0.00	0.00
Personnel Benefit Contributions	501030000	1,815,000.00	0.00	1,815,000.00	1,815,000.00	0.00	0.00	0.00	1,815,000.00	509,419.00	0.00	0.00	0.00	509,419.00	505,603.40	0.00	0.00	0.00	505,603.40	0.00	1,308,581.00	0.00	3,915.60
Pay-IBG Contributions		332,000.00	0.00	332,000.00	332,000.00	0.00	0.00	0.00	332,000.00	80,600.00	0.00	0.00	0.00	80,600.00	79,900.00	0.00	0.00	0.00	79,900.00	0.00	251,400.00	0.00	700.00

This report was generated using the Unified Reporting System on 06/05/2020 08:55 version: FARA 1.3 ; Status : SUBMITTED

Department : State Universities and Colleges (SUCs)  
 Agency : J. H. Cerilles State College  
 Operating Unit : < not applicable >  
 Organization Code : 08 084 000000  
 Fund Cluster : 01 Regular Agency Fund

X Current Year Appropriations  
 Supplemental  
 Continuing Appropriations

(e.g. UACS Fund Cluster: 01-Regular Agency Fund, 02-Foreign Assisted Projects Fund, 03-Special Account-Locally Funded/Domestic Grants Fund, and 04-Special Account-Foreign Assisted/Foreign Grants Fund)

Particulars	UACS CODE	Appropriations			Allotments						Obligations				Disbursements				Balances				
		Authorized Appropriations	Adjustments (Transfer To/From, Modifications/ Augmentations)	Adjusted Appropriations	Allotments Received	Adjustments (Reductions, Modifications/ Augmentations)	Transfer To	Transfer From	Adjusted Allotments	1st Quarter Ending March 31	2nd Quarter Ending June 30	3rd Quarter Ending Sept. 30	4th Quarter Ending Dec. 31	TOTAL	1st Quarter Ending March 31	2nd Quarter Ending June 30	3rd Quarter Ending Sept. 30	4th Quarter Ending Dec. 31	TOTAL	Unreleased Appropriations	Unobligated Allotments	Unpaid Obligations (15-23)=(23+24)	
																						Due and Demandable	Not Yet Due and Demandable
1	2	3	4	5=(3+4)	6	7	8	9	10=[(8+(-)7)-8+9]	11	12	13	14	15=(11+12+13+14)	16	17	18	19	20=(16+17+18+19)	21=(5-10)	22=(10-15)	23	24
Pag-IBG - Civilian	5010302001	332,000.00	0.00	332,000.00	332,000.00	0.00	0.00	0.00	332,000.00	80,600.00	0.00	0.00	0.00	80,600.00	79,900.00	0.00	0.00	0.00	79,900.00	0.00	251,400.00	0.00	700.00
PhilHealth Contributions		1,154,000.00	0.00	1,154,000.00	1,154,000.00	0.00	0.00	0.00	1,154,000.00	348,219.00	0.00	0.00	0.00	348,219.00	345,703.40	0.00	0.00	0.00	345,703.40	0.00	805,781.00	0.00	2,515.60
PhilHealth - Civilian	5010303001	1,154,000.00	0.00	1,154,000.00	1,154,000.00	0.00	0.00	0.00	1,154,000.00	348,219.00	0.00	0.00	0.00	348,219.00	345,703.40	0.00	0.00	0.00	345,703.40	0.00	805,781.00	0.00	2,515.60
Employees Compensation Insurance Premiums		332,000.00	0.00	332,000.00	332,000.00	0.00	0.00	0.00	332,000.00	80,600.00	0.00	0.00	0.00	80,600.00	79,900.00	0.00	0.00	0.00	79,900.00	0.00	251,400.00	0.00	700.00
ECIP - Civilian	5010304001	332,000.00	0.00	332,000.00	332,000.00	0.00	0.00	0.00	332,000.00	80,600.00	0.00	0.00	0.00	80,600.00	79,900.00	0.00	0.00	0.00	79,900.00	0.00	251,400.00	0.00	700.00
Other Personnel Benefits	5010400000	3,117,000.00	0.00	3,117,000.00	238,000.00	0.00	0.00	0.00	238,000.00	0.00	0.00	0.00	0.00	0.00	0.00	0.00	0.00	0.00	0.00	2,879,000.00	238,000.00	0.00	0.00
Other Personnel Benefits		3,117,000.00	0.00	3,117,000.00	238,000.00	0.00	0.00	0.00	238,000.00	0.00	0.00	0.00	0.00	0.00	0.00	0.00	0.00	0.00	0.00	2,879,000.00	238,000.00	0.00	0.00
Lump-sum for Filling of Positions - Civilian	5010499007	2,879,000.00	0.00	2,879,000.00	0.00	0.00	0.00	0.00	0.00	0.00	0.00	0.00	0.00	0.00	0.00	0.00	0.00	0.00	0.00	2,879,000.00	0.00	0.00	0.00
Lump-sum for Step Increments - Length of Service	5010499010	238,000.00	0.00	238,000.00	238,000.00	0.00	0.00	0.00	238,000.00	0.00	0.00	0.00	0.00	0.00	0.00	0.00	0.00	0.00	0.00	0.00	238,000.00	0.00	0.00
Maintenance and Other Operating Expenses		30,000,000.00	0.00	30,000,000.00	28,500,000.00	0.00	0.00	0.00	28,500,000.00	2,548,563.00	0.00	0.00	0.00	2,548,563.00	1,725,719.37	0.00	0.00	0.00	1,725,719.37	1,600,000.00	25,951,437.00	0.00	822,843.63
Traveling Expenses	5020100000	3,724,000.00	0.00	3,724,000.00	3,724,000.00	0.00	0.00	0.00	3,724,000.00	550,422.00	0.00	0.00	0.00	550,422.00	382,484.28	0.00	0.00	0.00	382,484.28	0.00	3,173,578.00	0.00	167,937.72
Traveling Expenses - Local	5020101000	3,724,000.00	0.00	3,724,000.00	3,724,000.00	0.00	0.00	0.00	3,724,000.00	550,422.00	0.00	0.00	0.00	550,422.00	382,484.28	0.00	0.00	0.00	382,484.28	0.00	3,173,578.00	0.00	167,937.72
Training and Scholarship Expenses	5020200000	1,578,000.00	0.00	1,578,000.00	1,578,000.00	0.00	0.00	0.00	1,578,000.00	12,000.00	0.00	0.00	0.00	12,000.00	0.00	0.00	0.00	0.00	0.00	0.00	1,566,000.00	0.00	12,000.00
Training Expenses	5020201002	1,578,000.00	0.00	1,578,000.00	1,578,000.00	0.00	0.00	0.00	1,578,000.00	12,000.00	0.00	0.00	0.00	12,000.00	0.00	0.00	0.00	0.00	0.00	0.00	1,566,000.00	0.00	12,000.00
Supplies and Materials Expenses	5020300000	5,711,000.00	0.00	5,711,000.00	5,711,000.00	0.00	0.00	0.00	5,711,000.00	228,128.00	0.00	0.00	0.00	228,128.00	4,092.50	0.00	0.00	0.00	4,092.50	0.00	5,452,872.00	0.00	224,035.50
Office Supplies Expenses	5020301002	2,411,000.00	0.00	2,411,000.00	2,411,000.00	0.00	0.00	0.00	2,411,000.00	136,707.00	0.00	0.00	0.00	136,707.00	1,679.00	0.00	0.00	0.00	1,679.00	0.00	2,274,293.00	0.00	135,026.00
Fuel, Oil and Lubricants Expenses	5020306000	600,000.00	0.00	600,000.00	600,000.00	0.00	0.00	0.00	600,000.00	3,500.00	0.00	0.00	0.00	3,500.00	0.00	0.00	0.00	0.00	0.00	0.00	596,500.00	0.00	3,500.00
Textbooks and Instructional Materials Expenses	5020311001	200,000.00	0.00	200,000.00	200,000.00	0.00	0.00	0.00	200,000.00	0.00	0.00	0.00	0.00	0.00	0.00	0.00	0.00	0.00	0.00	0.00	200,000.00	0.00	0.00
Other Supplies and Materials Expenses	5020309000	2,500,000.00	0.00	2,500,000.00	2,500,000.00	0.00	0.00	0.00	2,500,000.00	87,921.00	0.00	0.00	0.00	87,921.00	2,413.50	0.00	0.00	0.00	2,413.50	0.00	2,412,079.00	0.00	85,507.50
Utility Expenses	5020400000	3,775,000.00	0.00	3,775,000.00	3,775,000.00	0.00	0.00	0.00	3,775,000.00	877,130.00	0.00	0.00	0.00	877,130.00	877,129.85	0.00	0.00	0.00	877,129.85	0.00	2,897,870.00	0.00	0.15
Water Expenses	5020401000	400,000.00	0.00	400,000.00	400,000.00	0.00	0.00	0.00	400,000.00	53,768.00	0.00	0.00	0.00	53,768.00	53,768.00	0.00	0.00	0.00	53,768.00	0.00	346,232.00	0.00	0.00
Electricity Expenses	5020402000	3,375,000.00	0.00	3,375,000.00	3,375,000.00	0.00	0.00	0.00	3,375,000.00	823,362.00	0.00	0.00	0.00	823,362.00	823,361.85	0.00	0.00	0.00	823,361.85	0.00	2,551,638.00	0.00	0.15
Communication Expenses	5020500000	2,353,000.00	0.00	2,353,000.00	2,353,000.00	0.00	0.00	0.00	2,353,000.00	98,341.00	0.00	0.00	0.00	98,341.00	98,340.74	0.00	0.00	0.00	98,340.74	0.00	2,254,659.00	0.00	0.26
Telephone Expenses		853,000.00	0.00	853,000.00	853,000.00	0.00	0.00	0.00	853,000.00	98,341.00	0.00	0.00	0.00	98,341.00	98,340.74	0.00	0.00	0.00	98,340.74	0.00	754,659.00	0.00	0.26
Mobile	5020502001	853,000.00	0.00	853,000.00	853,000.00	0.00	0.00	0.00	853,000.00	98,341.00	0.00	0.00	0.00	98,341.00	98,340.74	0.00	0.00	0.00	98,340.74	0.00	754,659.00	0.00	0.26
Internet Subscription Expenses	5020503000	1,500,000.00	0.00	1,500,000.00	1,500,000.00	0.00	0.00	0.00	1,500,000.00	0.00	0.00	0.00	0.00	0.00	0.00	0.00	0.00	0.00	0.00	0.00	1,500,000.00	0.00	0.00
Awards/Rewards and Prizes	5020600000	1,000,000.00	0.00	1,000,000.00	30,000.00	0.00	0.00	0.00	30,000.00	0.00	0.00	0.00	0.00	0.00	0.00	0.00	0.00	0.00	0.00	1,000,000.00	30,000.00	0.00	0.00
Awards/Rewards Expenses	5020601001	30,000.00	0.00	30,000.00	30,000.00	0.00	0.00	0.00	30,000.00	0.00	0.00	0.00	0.00	0.00	0.00	0.00	0.00	0.00	0.00	0.00	30,000.00	0.00	0.00
Rewards and Incentives	5020601002	1,000,000.00	0.00	1,000,000.00	0.00	0.00	0.00	0.00	0.00	0.00	0.00	0.00	0.00	0.00	0.00	0.00	0.00	0.00	0.00	1,000,000.00	0.00	0.00	0.00
Survey, Research, Exploration and Development	5020700000	200,000.00	0.00	200,000.00	200,000.00	0.00	0.00	0.00	200,000.00	0.00	0.00	0.00	0.00	0.00	0.00	0.00	0.00	0.00	0.00	0.00	200,000.00	0.00	0.00

This report was generated using the Unified Reporting System on 06/05/2020 08:56 version: FAR1A.1.3 ; Status : SUBMITTED

Department : State Universities and Colleges (SUCs)  
 Agency : J. H. Cerilles State College  
 Operating Unit : < not applicable >  
 Organization Code : 08 084 000000  
 Fund Cluster : 01 Regular Agency Fund


X Current Year Appropriations  
 Supplemental  
 Continuing Appropriations

(e.g. UACS Fund Cluster: 01-Regular Agency Fund, 02-Foreign Assisted Projects Fund, 03-Special Account-Locally Funded/Domestic Grants Fund, and 04-Special Account-Foreign Assisted/Foreign Grants Fund)


Particulars	UACS CODE	Appropriations			Allotments					Obligations					Disbursements					Balances				
		Authorized Appropriations	Adjustments (Transfer To/From, Modifications/ Augmentations)	Adjusted Appropriations	Allotments Received	Adjustments (Reductions, Modifications/ Augmentations)	Transfer To	Transfer From	Adjusted Allotments	1st Quarter Ending March 31	2nd Quarter Ending June 30	3rd Quarter Ending Sept. 30	4th Quarter Ending Dec. 31	TOTAL	1st Quarter Ending March 31	2nd Quarter Ending June 30	3rd Quarter Ending Sept. 30	4th Quarter Ending Dec. 31	TOTAL	Unreleased Appropriations	Unobligated Allotments	Unpaid Obligations (15-20)=(23+24)		
																						Due and Demandable	Not Yet Due and Demandable	
1	2	3	4	5=(3+4)	6	7	8	9	10=[(8+(-)7)-8+9]	11	12	13	14	15=[(11+12+13+14)]	16	17	18	19	20=[(16+17+18+19)]	21=(5-10)	22=(10-15)	23	24	
Survey Expenses	5029701000	200,000.00	0.00	200,000.00	200,000.00	0.00	0.00	0.00	200,000.00	0.00	0.00	0.00	0.00	0.00	0.00	0.00	0.00	0.00	0.00	0.00	0.00	200,000.00	0.00	0.00
Confidential, Intelligence and Extraordinary	5021303000	113,000.00	0.00	113,000.00	113,000.00	0.00	0.00	0.00	113,000.00	27,000.00	0.00	0.00	0.00	27,000.00	27,000.00	0.00	0.00	0.00	27,000.00	0.00	0.00	89,000.00	0.00	0.00
Extraordinary and Miscellaneous Expenses	5021303000	113,000.00	0.00	113,000.00	113,000.00	0.00	0.00	0.00	113,000.00	27,000.00	0.00	0.00	0.00	27,000.00	27,000.00	0.00	0.00	0.00	27,000.00	0.00	0.00	89,000.00	0.00	0.00
Professional Services	5021103000	1,510,000.00	0.00	1,510,000.00	1,510,000.00	0.00	0.00	0.00	1,510,000.00	100.00	0.00	0.00	0.00	100.00	100.00	0.00	0.00	0.00	100.00	0.00	0.00	1,509,900.00	0.00	0.00
Auditing Services	5021103000	300,000.00	0.00	300,000.00	300,000.00	0.00	0.00	0.00	300,000.00	0.00	0.00	0.00	0.00	0.00	0.00	0.00	0.00	0.00	0.00	0.00	0.00	300,000.00	0.00	0.00
Other Professional Services	5021190000	1,210,000.00	0.00	1,210,000.00	1,210,000.00	0.00	0.00	0.00	1,210,000.00	100.00	0.00	0.00	0.00	100.00	100.00	0.00	0.00	0.00	100.00	0.00	0.00	1,209,900.00	0.00	0.00
General Services	5021200000	3,500,000.00	0.00	3,500,000.00	3,500,000.00	0.00	0.00	0.00	3,500,000.00	284,766.00	0.00	0.00	0.00	284,766.00	284,766.00	0.00	0.00	0.00	284,766.00	0.00	0.00	3,215,234.00	0.00	284,766.00
Other General Services	5021290000	3,500,000.00	0.00	3,500,000.00	3,500,000.00	0.00	0.00	0.00	3,500,000.00	284,766.00	0.00	0.00	0.00	284,766.00	284,766.00	0.00	0.00	0.00	284,766.00	0.00	0.00	3,215,234.00	0.00	284,766.00
Repairs and Maintenance	5021300000	1,150,000.00	0.00	1,150,000.00	1,150,000.00	0.00	0.00	0.00	1,150,000.00	31,394.00	0.00	0.00	0.00	31,394.00	31,394.00	0.00	0.00	0.00	31,394.00	0.00	0.00	1,118,606.00	0.00	31,394.00
Repairs and Maintenance - Buildings and Other Buildings	5021304001	200,000.00	0.00	200,000.00	200,000.00	0.00	0.00	0.00	200,000.00	300.00	0.00	0.00	0.00	300.00	300.00	0.00	0.00	0.00	300.00	0.00	0.00	847,876.00	0.00	2,124.00
Other Structures	5021304099	850,000.00	0.00	850,000.00	850,000.00	0.00	0.00	0.00	850,000.00	2,124.00	0.00	0.00	0.00	2,124.00	2,124.00	0.00	0.00	0.00	2,124.00	0.00	0.00	71,036.00	0.00	28,970.00
Repairs and Maintenance - Transportation Motor Vehicles	5021308001	100,000.00	0.00	100,000.00	100,000.00	0.00	0.00	0.00	100,000.00	28,970.00	0.00	0.00	0.00	28,970.00	28,970.00	0.00	0.00	0.00	28,970.00	0.00	0.00	71,036.00	0.00	28,970.00
Taxes, Insurance Premiums and Other Fees	5021509000	260,000.00	0.00	260,000.00	260,000.00	0.00	0.00	0.00	260,000.00	96,698.00	0.00	0.00	0.00	96,698.00	96,698.00	0.00	0.00	0.00	96,698.00	0.00	0.00	163,302.00	0.00	13,073.00
Taxes, Duties and Licenses	5021501001	260,000.00	0.00	260,000.00	260,000.00	0.00	0.00	0.00	260,000.00	96,698.00	0.00	0.00	0.00	96,698.00	96,698.00	0.00	0.00	0.00	96,698.00	0.00	0.00	163,302.00	0.00	13,073.00
Other Maintenance and Operating Expenses	5029900000	5,096,000.00	0.00	5,096,000.00	4,596,000.00	0.00	0.00	0.00	4,596,000.00	342,584.00	0.00	0.00	0.00	342,584.00	252,947.00	3.00	0.00	0.00	252,947.00	500,000.00	4,253,416.00	0.00	89,637.00	
Advertising Expenses	5029901000	170,000.00	0.00	170,000.00	170,000.00	0.00	0.00	0.00	170,000.00	0.00	0.00	0.00	0.00	0.00	0.00	0.00	0.00	0.00	0.00	0.00	0.00	170,000.00	0.00	0.00
Printing and Publication Expenses	5029902000	111,000.00	0.00	111,000.00	111,000.00	0.00	0.00	0.00	111,000.00	0.00	0.00	0.00	0.00	0.00	0.00	0.00	0.00	0.00	0.00	0.00	0.00	111,000.00	0.00	0.00
Representation Expenses	5029903000	3,164,000.00	0.00	3,164,000.00	3,164,000.00	0.00	0.00	0.00	3,164,000.00	313,114.00	0.00	0.00	0.00	313,114.00	226,348.00	0.00	0.00	0.00	226,348.00	0.00	0.00	2,850,886.00	0.00	84,766.00
Transportation and Delivery Expenses	5029904000	21,000.00	0.00	21,000.00	21,000.00	0.00	0.00	0.00	21,000.00	9,470.00	0.00	0.00	0.00	9,470.00	4,699.00	0.00	0.00	0.00	4,699.00	0.00	0.00	11,530.00	0.00	4,871.00
Rent/Lease Expenses		1,060,000.00	0.00	1,060,000.00	1,060,000.00	0.00	0.00	0.00	1,060,000.00	0.00	0.00	0.00	0.00	0.00	0.00	0.00	0.00	0.00	0.00	0.00	0.00	1,060,000.00	0.00	0.00
Rents - Building and Structures	5029905001	1,000,000.00	0.00	1,000,000.00	1,000,000.00	0.00	0.00	0.00	1,000,000.00	0.00	0.00	0.00	0.00	0.00	0.00	0.00	0.00	0.00	0.00	0.00	0.00	1,000,000.00	0.00	0.00
Rents - Equipment	5029905004	60,000.00	0.00	60,000.00	60,000.00	0.00	0.00	0.00	60,000.00	0.00	0.00	0.00	0.00	0.00	0.00	0.00	0.00	0.00	0.00	0.00	0.00	60,000.00	0.00	0.00
Membership Dues and Contributions to Organizations	5029906000	70,000.00	0.00	70,000.00	70,000.00	0.00	0.00	0.00	70,000.00	20,000.00	0.00	0.00	0.00	20,000.00	20,000.00	0.00	0.00	0.00	20,000.00	0.00	0.00	50,000.00	0.00	0.00
Other Maintenance and Operating Expenses	5029909000	500,000.00	0.00	500,000.00	0.00	0.00	0.00	0.00	0.00	0.00	0.00	0.00	0.00	0.00	0.00	0.00	0.00	0.00	0.00	500,000.00	0.00	0.00	0.00	0.00
B. AUTOMATIC APPROPRIATIONS		11,422,000.00	0.00	11,422,000.00	11,422,000.00	0.00	0.00	0.00	11,422,000.00	3,166,798.00	0.00	0.00	0.00	3,166,798.00	3,146,678.63	0.00	0.00	0.00	3,146,678.63	0.00	0.00	8,256,202.90	0.00	20,121.37
Retirement and Life Insurance Premiums		11,422,000.00	0.00	11,422,000.00	11,422,000.00	0.00	0.00	0.00	11,422,000.00	3,166,798.00	0.00	0.00	0.00	3,166,798.00	3,146,678.63	0.00	0.00	0.00	3,146,678.63	0.00	0.00	8,256,202.90	0.00	20,121.37
GRAND TOTAL		174,108,000.00	0.00	174,108,000.00	169,729,000.00	0.00	0.00	0.00	169,729,000.00	36,246,742.00	0.00	0.00	0.00	36,246,742.00	33,333,858.14	0.00	0.00	0.00	33,333,858.14	4,379,000.00	133,483,256.00	0.00	2,611,883.88	

This report was generated using the Unified Reporting System on 06/05/2020 06:56 version.FAR1A.1.3; Status : SUBMITTED


Certified Correct:

  
 CHRISME A. ORQUILLAS  
 Accountant


Certified Correct:

  
 WILFREDO M. BARNIDO  
 Budget Officer

Recommending Approval:

  
 ADELINA A. URSALIZ  
 Chief Administrative Officer

Approved By:

  
 MARY JOCELYN V. BATTUNG  
 President