

MONTHLY REPORT OF DISBURSEMENTS
For the month of November 2020


Department : State Universities and Colleges (SUCs)
Agency/Entity : J. H. Cerilles State College
Operating Unit : < not applicable >
Organization Code : 08 084 000000
Fund Cluster : 01 Regular Agency Fund


Particulars	Current Year Budget					Prior Year's Budget					Current Year's Accounts Payable					SUE-TOTAL	Trust Liabilities				Grand Total					Remarks	
	PS	MOOE	FinEx	CC	TOTAL	PS	MOOE	FinEx	CC	Sub-Total	PS	MOOE	FinEx	CC	Sub-Total		TOTAL	PS	MOOE	CC	TOTAL	PS	MOOE	FinEx	CC		TOTAL
1	2	3	4	5	6=(2+3+4+5)	7	8	9	10	11=(7+8+9+10)	12	13	14	15	16=(12+13+14+15)	17=(11+15)	18=(6+17)	19	20	21	22=(19+20+21)	23	24	25	26	27=(23+24+25+26)	28
CASH DISBURSEMENTS	21,116,032.82	1,737,501.56	0.00	0.00	22,847,534.37	0.00	0.00	0.00	711,849.45	711,849.45	0.00	0.00	0.00	0.00	711,849.45	23,559,383.82	0.00	0.00	0.00	0.00	21,116,032.82	1,737,501.56	0.00	0.00	711,849.45	23,559,383.82	0.00
Notice of Cash Allocation (NCA)	21,116,032.82	1,737,501.56	0.00	0.00	22,847,534.37	0.00	0.00	0.00	711,849.45	711,849.45	0.00	0.00	0.00	0.00	711,849.45	23,559,383.82	0.00	0.00	0.00	0.00	21,116,032.82	1,737,501.56	0.00	0.00	711,849.45	23,559,383.82	0.00
MDS Checks Issued	56,416.49	827,132.77	0.00	0.00	882,549.26	0.00	0.00	0.00	0.00	0.00	0.00	0.00	0.00	0.00	0.00	882,549.26	0.00	0.00	0.00	0.00	56,416.49	827,132.77	0.00	0.00	0.00	882,549.26	0.00
Advice to Debit Account	21,054,616.33	910,368.79	0.00	0.00	21,964,985.11	0.00	0.00	0.00	711,849.45	711,849.45	0.00	0.00	0.00	0.00	711,849.45	22,976,834.56	0.00	0.00	0.00	0.00	21,054,616.33	910,368.79	0.00	0.00	711,849.45	22,976,834.56	0.00
Notice of Transfer Allocations (NTA)	0.00	0.00	0.00	0.00	0.00	0.00	0.00	0.00	0.00	0.00	0.00	0.00	0.00	0.00	0.00	0.00	0.00	0.00	0.00	0.00	0.00	0.00	0.00	0.00	0.00	0.00	0.00
MDS Checks Issued	0.00	0.00	0.00	0.00	0.00	0.00	0.00	0.00	0.00	0.00	0.00	0.00	0.00	0.00	0.00	0.00	0.00	0.00	0.00	0.00	0.00	0.00	0.00	0.00	0.00	0.00	0.00
Advice to Debit Account	0.00	0.00	0.00	0.00	0.00	0.00	0.00	0.00	0.00	0.00	0.00	0.00	0.00	0.00	0.00	0.00	0.00	0.00	0.00	0.00	0.00	0.00	0.00	0.00	0.00	0.00	0.00
Working Fund for FAPs	0.00	0.00	0.00	0.00	0.00	0.00	0.00	0.00	0.00	0.00	0.00	0.00	0.00	0.00	0.00	0.00	0.00	0.00	0.00	0.00	0.00	0.00	0.00	0.00	0.00	0.00	0.00
Cash Disbursement Ceiling (CDC)	0.00	0.00	0.00	0.00	0.00	0.00	0.00	0.00	0.00	0.00	0.00	0.00	0.00	0.00	0.00	0.00	0.00	0.00	0.00	0.00	0.00	0.00	0.00	0.00	0.00	0.00	0.00
TOTAL CASH DISBURSEMENTS	21,116,032.82	1,737,501.56	0.00	0.00	22,847,534.37	0.00	0.00	0.00	711,849.45	711,849.45	0.00	0.00	0.00	0.00	711,849.45	23,559,383.82	0.00	0.00	0.00	0.00	21,116,032.82	1,737,501.56	0.00	0.00	711,849.45	23,559,383.82	0.00
NON-CASH DISBURSEMENTS	668,427.06	53,402.26	0.00	0.00	721,829.32	0.00	0.00	0.00	53,565.01	53,565.01	0.00	0.00	0.00	0.00	53,565.01	775,394.33	0.00	0.00	0.00	0.00	668,427.06	53,402.26	0.00	0.00	53,565.01	775,394.33	0.00
Performance incentives/awards	668,427.06	53,402.26	0.00	0.00	721,829.32	0.00	0.00	0.00	53,565.01	53,565.01	0.00	0.00	0.00	0.00	53,565.01	775,394.33	0.00	0.00	0.00	0.00	668,427.06	53,402.26	0.00	0.00	53,565.01	775,394.33	0.00
Unpaid personnel monetary awards	0.00	0.00	0.00	0.00	0.00	0.00	0.00	0.00	0.00	0.00	0.00	0.00	0.00	0.00	0.00	0.00	0.00	0.00	0.00	0.00	0.00	0.00	0.00	0.00	0.00	0.00	0.00
Disbursements effected through	0.00	0.00	0.00	0.00	0.00	0.00	0.00	0.00	0.00	0.00	0.00	0.00	0.00	0.00	0.00	0.00	0.00	0.00	0.00	0.00	0.00	0.00	0.00	0.00	0.00	0.00	0.00
deductions from claims	0.00	0.00	0.00	0.00	0.00	0.00	0.00	0.00	0.00	0.00	0.00	0.00	0.00	0.00	0.00	0.00	0.00	0.00	0.00	0.00	0.00	0.00	0.00	0.00	0.00	0.00	0.00
Overpayment of expenses (e.g.	0.00	0.00	0.00	0.00	0.00	0.00	0.00	0.00	0.00	0.00	0.00	0.00	0.00	0.00	0.00	0.00	0.00	0.00	0.00	0.00	0.00	0.00	0.00	0.00	0.00	0.00	0.00
restoration of government property)	0.00	0.00	0.00	0.00	0.00	0.00	0.00	0.00	0.00	0.00	0.00	0.00	0.00	0.00	0.00	0.00	0.00	0.00	0.00	0.00	0.00	0.00	0.00	0.00	0.00	0.00	0.00
Liquidated damages and similar claims	0.00	0.00	0.00	0.00	0.00	0.00	0.00	0.00	0.00	0.00	0.00	0.00	0.00	0.00	0.00	0.00	0.00	0.00	0.00	0.00	0.00	0.00	0.00	0.00	0.00	0.00	0.00
Others (e.g. TEF, B.T., Docs Stamp, etc.)	0.00	0.00	0.00	0.00	0.00	0.00	0.00	0.00	0.00	0.00	0.00	0.00	0.00	0.00	0.00	0.00	0.00	0.00	0.00	0.00	0.00	0.00	0.00	0.00	0.00	0.00	0.00
Act/Less: Adjustments (e.g. cancelled/staled checks)	0.00	0.00	0.00	0.00	0.00	0.00	0.00	0.00	0.00	0.00	0.00	0.00	0.00	0.00	0.00	0.00	0.00	0.00	0.00	0.00	0.00	0.00	0.00	0.00	0.00	0.00	0.00
Balance of Disbursement Authorities as at date	33,962,109.61	1,614,616.18	0.00	0.00	35,576,725.79	0.00	0.00	0.00	125,414.46	125,414.46	0.00	0.00	0.00	0.00	125,414.46	35,702,140.25	0.00	0.00	0.00	0.00	33,962,109.61	1,614,616.18	0.00	0.00	125,414.46	35,702,140.25	0.00
Total Disbursements Program	154,904,000.00	20,947,000.00	0.00	0.00	175,851,000.00	0.00	0.00	0.00	175,851,000.00	175,851,000.00	0.00	0.00	0.00	0.00	175,851,000.00	175,851,000.00	0.00	0.00	0.00	0.00	154,904,000.00	20,947,000.00	0.00	0.00	175,851,000.00	175,851,000.00	0.00
Less: Actual Disbursements	145,273,940.67	24,334,578.15	0.00	0.00	169,608,518.82	0.00	0.00	0.00	122,243,533.59	122,243,533.59	0.00	0.00	0.00	0.00	122,243,533.59	167,364,980.23	0.00	0.00	0.00	0.00	145,273,940.67	24,334,578.15	0.00	0.00	122,243,533.59	167,364,980.23	0.00
(Over)Under spending	8,720,359.33	(3,387,578.15)	0.00	0.00	5,332,781.18	0.00	0.00	0.00	53,607,466.41	53,607,466.41	0.00	0.00	0.00	0.00	53,607,466.41	8,437,119.77	0.00	0.00	0.00	0.00	8,720,359.33	(3,387,578.15)	0.00	0.00	5,332,781.18	8,437,119.77	0.00


SUMMARY

Particulars	Previous Report	This Month	As at Date
(1)	(2)	(3)	(4)
Total Disbursement Authorities Received	178,926,459.00	26,949,304.33	204,877,833.33
NCA	171,096,646.00	26,174,000.00	197,270,646.00
NTA	0.00	0.00	0.00
Working Fund	0.00	0.00	0.00
TRA	7,829,793.00	775,304.33	8,605,187.33
CDC	0.00	0.00	0.00
NCAA	0.00	0.00	0.00
Less: Notice of Transfer of Allocations (NTA) Issued	0.00	0.00	0.00
Total Disbursement Authorities Available	178,926,459.00	26,949,304.33	204,877,833.33
Less:	0.00	0.00	0.00
Lapsed NCA	2,689.92	0.00	2,689.92
Disbursements	145,273,940.67	24,334,578.15	169,608,518.82
Less: Other Non-Cash Disbursements	0.00	0.00	0.00
Disbursements effected through outright deductions from claims	0.00	0.00	0.00
Overpayment of expenses (e.g. personnel benefits)	0.00	0.00	0.00
Restoration for loss of government property	0.00	0.00	0.00
Liquidated damages and similar claims	0.00	0.00	0.00
Others (e.g. TEF, B.T., Docs Stamp, etc.)	0.00	0.00	0.00
Act/Less: Adjustments (e.g. cancelled/staled checks)	0.00	0.00	0.00
Balance of Disbursement Authorities as at date	33,962,109.61	1,614,616.18	35,576,725.79
Total Disbursements Program	154,904,000.00	20,947,000.00	175,851,000.00
Less: Actual Disbursements	145,273,940.67	24,334,578.15	169,608,518.82
(Over)Under spending	8,720,359.33	(3,387,578.15)	5,332,781.18

Notes: * The use of NTA is discouraged
Notes: ** Amounts should tally with the grand total disbursement (column 27).

Certified Correct:

CHRISINE A. ARQUILLAS
ACCOUNTANT III
2020-12-07
Date: 14:48:51.D

Recommending Approval:

ADEINA A. URSALIZ
CHIEF ADMINISTRATIVE OFFICER
Date: 2020-12-07 14:48:08.D

Approved By:

MARY JOCELYN W. BATLUNG
PRESIDENT
Date: 2020-12-07 11:15: