

**SUMMARY OF APPROVED BUDGET, UTILIZATIONS, DISBURSEMENTS AND BALANCES BY OBJECT OF EXPENDITURES**

As of the Quarter Ending June 30, 2016


Department : State Universities and Colleges (SUCs)  
 Agency : J. H. Cerilles State College  
 Operating Unit : N/A  
 Organization Code (UACS) : 08084000000  
 Funding Source Code (as clustered) : 07 - Trust Fund


Particulars	UACS CODE	Approved Budget			Budget Utilization					Disbursements					Balances			
		Approved Budgeted Revenue	Adjustments (Additions, Reductions, Realignment)	Adjusted Budgeted Revenue	1st Quarter Ending March 31	2nd Quarter Ending June 30	3rd Quarter Ending Sept. 30	4th Quarter Ending Dec. 31	Total	1st Quarter Ending March 31	2nd Quarter Ending June 30	3rd Quarter Ending Sept. 30	4th Quarter Ending Dec. 31	Total	Unpaid Utilizations	Unpaid Utilizations		
1	2	3	4	5=[3+(-)4]	6	7	8	9	10=(6+7+8+9)	11	12	13	14	15=(11+12+13+14)	16=(5-10)	17	18	
I. Agency Specific Budget		0	0	0	0	0	0	0	0	0	0	0	0	0	0	0	0	0
Personnel Services		0	22322000	0	22322000	3005000	3249000	0	0	6254000	2885529.99	3252000	0	0	6137529.99	16068000	0	116470.01
Salaries and Wages	5010100000	20197000	0	20197000	2956000	3074000	0	0	6030000	2737233.59	3165000	0	0	5902233.59	14167000	0	127766.41	
Salaries and Wages - Casual/Contractual	5010102000	20197000	0	20197000	2956000	3074000	0	0	6030000	2737233.59	3165000	0	0	5902233.59	14167000	0	127766.41	
Salaries and Wages - Casual/Contractual	5010102000	20197000	0	20197000	2956000	3074000	0	0	6030000	2737233.59	3165000	0	0	5902233.59	14167000	0	127766.41	
Other Compensation	5010200000	2125000	0	2125000	49000	175000	0	0	224000	148296.4	87000	0	0	235296.4	1901000	0	-11296.4	
Honoraria	5010210000	2125000	0	2125000	49000	175000	0	0	224000	0	87000	0	0	87000	1901000	0	137000	
Honoraria - Civilian	5010210001	2125000	0	2125000	49000	175000	0	0	224000	0	87000	0	0	87000	1901000	0	137000	
Year End Bonus	5010214000	0	0	0	0	0	0	0	0	148296.4	0	0	0	148296.4	0	0	-148296.4	
Bonus - Civilian	5010214001	0	0	0	0	0	0	0	0	148296.4	0	0	0	148296.4	0	0	-148296.4	
Maintenance and Other Operating Expenses		0	17589000	0	17589000	652000	1718000	0	0	2370000	162552.9	1663000	0	0	1825552.9	15219000	0	544447.1
Business Income	4020200000	293000	0	293000	0	40000	0	0	40000	0	0	0	0	0	253000	0	40000	
Affiliation Fees	4020202000	293000	0	293000	0	40000	0	0	40000	0	0	0	0	0	253000	0	40000	
Affiliation Fees	4020202000	293000	0	293000	0	40000	0	0	40000	0	0	0	0	0	253000	0	40000	
Traveling Expenses	5020100000	1125000	0	1125000	79000	19000	0	0	98000	89134.96	25000	0	0	114134.96	1027000	0	-16134.96	
Traveling Expenses - Local	5020101000	1125000	0	1125000	79000	19000	0	0	98000	89134.96	25000	0	0	114134.96	1027000	0	-16134.96	
Traveling Expenses - Local	5020101000	1125000	0	1125000	79000	19000	0	0	98000	89134.96	25000	0	0	114134.96	1027000	0	-16134.96	
Training and Scholarship Expenses	5020200000	1139000	0	1139000	0	20000	0	0	20000	9000	0	0	0	9000	1119000	0	11000	
Training Expenses	5020201000	1089000	0	1089000	0	20000	0	0	20000	3000	0	0	0	3000	1069000	0	17000	
Training Expenses	5020201002	1089000	0	1089000	0	20000	0	0	20000	3000	0	0	0	3000	1069000	0	17000	
Scholarship Grants/Expenses	5020202000	50000	0	50000	0	0	0	0	0	6000	0	0	0	6000	50000	0	-6000	
Scholarship Grants/Expenses	5020202000	50000	0	50000	0	0	0	0	0	6000	0	0	0	6000	50000	0	-6000	
Supplies and Materials Expenses	5020300000	5172000	0	5172000	260000	803000	0	0	1063000	10000	308000	0	0	318000	4109000	0	745000	
Textbooks and Instructional Materials Expenses	5020311000	379000	0	379000	22000	126000	0	0	148000	0	0	0	0	0	231000	0	148000	
Textbooks and Instructional Materials Expenses	5020311001	379000	0	379000	22000	126000	0	0	148000	0	0	0	0	0	231000	0	148000	
Other Supplies and Materials Expenses	5020399000	4793000	0	4793000	238000	677000	0	0	915000	10000	308000	0	0	318000	3878000	0	597000	
Other Supplies and Materials Expenses	5020399000	4793000	0	4793000	238000	677000	0	0	915000	10000	308000	0	0	318000	3878000	0	597000	
Utility Expenses	5020400000	0	0	0	0	0	0	0	0	6439.02	11000	0	0	17439.02	0	0	-17439.02	
Electricity Expenses	5020402000	0	0	0	0	0	0	0	0	6439.02	11000	0	0	17439.02	0	0	-17439.02	
Electricity Expenses	5020402000	0	0	0	0	0	0	0	0	6439.02	11000	0	0	17439.02	0	0	-17439.02	

Communication Expenses	5020500000	1101000	0	1101000	19000	60000	0	0	79000	19143.14	112000	0	0	131143.14	1022000	0	-52143.14
Telephone Expenses	5020502000	334000	0	334000	16000	54000	0	0	70000	3216.8	0	0	0	3216.8	264000	0	66783.2
Mobile	5020502001	334000	0	334000	16000	54000	0	0	70000	3216.8	0	0	0	3216.8	264000	0	66783.2
Internet Subscription Expenses	5020503000	767000	0	767000	3000	6000	0	0	9000	15926.34	112000	0	0	127926.34	758000	0	-118926.34
Internet Subscription Expenses	5020503000	767000	0	767000	3000	6000	0	0	9000	15926.34	112000	0	0	127926.34	758000	0	-118926.34
Awards/Rewards and Prizes	5020600000	440000	0	440000	0	0	0	0	0	0	0	0	0	0	440000	0	0
Awards/Rewards Expenses	5020601000	440000	0	440000	0	0	0	0	0	0	0	0	0	0	440000	0	0
Awards/Rewards Expenses	5020601001	440000	0	440000	0	0	0	0	0	0	0	0	0	0	440000	0	0
Professional Services	5021100000	104000	0	104000	0	0	0	0	0	0	0	0	0	0	104000	0	0
Other Professional Services	5021199000	104000	0	104000	0	0	0	0	0	0	0	0	0	0	104000	0	0
Other Professional Services	5021199000	104000	0	104000	0	0	0	0	0	0	0	0	0	0	104000	0	0
General Services	5021200000	26000	0	26000	0	0	0	0	0	0	0	0	0	0	26000	0	0
Other General Services	5021299000	26000	0	26000	0	0	0	0	0	0	0	0	0	0	26000	0	0
Other General Services	5021299099	26000	0	26000	0	0	0	0	0	0	0	0	0	0	26000	0	0
Repairs and Maintenance	5021300000	1566000	0	1566000	25000	26000	0	0	51000	2390	6000	0	0	8390	1515000	0	42610
Repairs and Maintenance - Investment Property	5021301000	238000	0	238000	25000	26000	0	0	51000	0	6000	0	0	6000	187000	0	45000
Repairs and Maintenance - Investment Property	5021301000	238000	0	238000	25000	26000	0	0	51000	0	6000	0	0	6000	187000	0	45000
Repairs and Maintenance - Buildings and Other Structures	5021304000	1116000	0	1116000	0	0	0	0	0	0	0	0	0	0	1116000	0	0
Other Structures	5021304099	1116000	0	1116000	0	0	0	0	0	0	0	0	0	0	1116000	0	0
Repairs and Maintenance - Transportation Equipment	5021306000	212000	0	212000	0	0	0	0	0	2390	0	0	0	2390	212000	0	-2390
Motor Vehicles	5021306001	212000	0	212000	0	0	0	0	0	2390	0	0	0	2390	212000	0	-2390
Taxes, Insurance Premiums and Other Fees	5021500000	65000	0	65000	9000	4000	0	0	13000	9726.56	4000	0	0	13726.56	52000	0	-726.56
Taxes, Duties and Licenses	5021501000	50000	0	50000	4000	4000	0	0	8000	0	4000	0	0	4000	42000	0	4000
Taxes, Duties and Licenses	5021501001	50000	0	50000	4000	4000	0	0	8000	0	4000	0	0	4000	42000	0	4000
Fidelity Bond Premiums	5021502000	15000	0	15000	5000	0	0	0	5000	5253.75	0	0	0	5253.75	10000	0	-253.75
Fidelity Bond Premiums	5021502000	15000	0	15000	5000	0	0	0	5000	5253.75	0	0	0	5253.75	10000	0	-253.75
Insurance Expenses	5021503000	0	0	0	0	0	0	0	0	4472.81	0	0	0	4472.81	0	0	-4472.81
Insurance Expenses	5021503000	0	0	0	0	0	0	0	0	4472.81	0	0	0	4472.81	0	0	-4472.81
Labor and Wages	5021600000	495000	0	495000	0	129000	0	0	129000	0	0	0	0	0	366000	0	129000
Labor and Wages	5021601000	495000	0	495000	0	129000	0	0	129000	0	0	0	0	0	366000	0	129000
Labor and Wages	5021601000	495000	0	495000	0	129000	0	0	129000	0	0	0	0	0	366000	0	129000
Other Maintenance and Operating Expenses	5029900000	6063000	0	6063000	260000	617000	0	0	877000	16719.22	1197000	0	0	1213719.22	5186000	0	-336719.22
Advertising Expenses	5029901000	65000	0	65000	2000	12000	0	0	14000	0	3000	0	0	3000	51000	0	11000
Advertising Expenses	5029901000	65000	0	65000	2000	12000	0	0	14000	0	3000	0	0	3000	51000	0	11000
Printing and Publication Expenses	5029902000	586000	0	586000	37000	38000	0	0	75000	0	0	0	0	0	511000	0	75000
Printing and Publication Expenses	5029902000	586000	0	586000	37000	38000	0	0	75000	0	0	0	0	0	511000	0	75000
Representation Expenses	5029903000	2421000	0	2421000	107000	414000	0	0	521000	2000	265000	0	0	267000	1900000	0	254000
Representation Expenses	5029903000	2421000	0	2421000	107000	414000	0	0	521000	2000	265000	0	0	267000	1900000	0	254000
Transportation and Delivery Expenses	5029904000	842000	0	842000	0	42000	0	0	42000	0	0	0	0	0	800000	0	42000
Transportation and Delivery Expenses	5029904000	842000	0	842000	0	42000	0	0	42000	0	0	0	0	0	800000	0	42000
Rent/Lease Expenses	5029905000	132000	0	132000	5000	0	0	0	5000	0	47000	0	0	47000	127000	0	-42000
Rents - Building and Structures	5029905001	132000	0	132000	5000	0	0	0	5000	0	47000	0	0	47000	127000	0	-42000
Membership Dues and Contributions to Organizations	5029906000	54000	0	54000	0	3000	0	0	3000	0	0	0	0	0	51000	0	3000
Membership Dues and Contributions to Organizations	5029906000	54000	0	54000	0	3000	0	0	3000	0	0	0	0	0	51000	0	3000
Subscription Expenses	5029907000	168000	0	168000	44000	5000	0	0	49000	0	0	0	0	0	119000	0	49000
Other Subscription Expenses	5029907099	168000	0	168000	44000	5000	0	0	49000	0	0	0	0	0	119000	0	49000
Other Maintenance and Operating Expenses	5029999000	1795000	0	1795000	65000	103000	0	0	168000	14719.22	882000	0	0	896719.22	1627000	0	-728719.22
Other Maintenance and Operating Expenses	5029999000	1795000	0	1795000	65000	103000	0	0	168000	14719.22	882000	0	0	896719.22	1627000	0	-728719.22
Capital Outlays	0	19752000	0	19752000	366000	1021000	0	0	1387000	0	173000	0	0	173000	18365000	0	1214000
Machinery and Equipment	1060500000	10473000	0	10473000	284000	567000	0	0	851000	0	144000	0	0	144000	9622000	0	707000

Office Equipment	1060502000	1198000	0	1198000	48000	309000	0	0	357000	0	61000	0	0	61000	841000	0	296000
Office Equipment	1060502000	1198000	0	1198000	48000	309000	0	0	357000	0	61000	0	0	61000	841000	0	296000
Information and Communication Technology Equipment	1060503000	8109000	0	8109000	67000	112000	0	0	179000	0	76000	0	0	76000	7930000	0	103000
Information and Communication Technology Equipment	1060503000	8109000	0	8109000	67000	112000	0	0	179000	0	76000	0	0	76000	7930000	0	103000
Agricultural and Forestry Equipment	1060504000	182000	0	182000	0	84000	0	0	84000	0	0	0	0	0	98000	0	84000
Agricultural and Forestry Equipment	1060504000	182000	0	182000	0	84000	0	0	84000	0	0	0	0	0	98000	0	84000
Medical Equipment	1060511000	450000	0	450000	0	62000	0	0	62000	0	7000	0	0	7000	388000	0	55000
Medical Equipment	1060511000	450000	0	450000	0	62000	0	0	62000	0	7000	0	0	7000	388000	0	55000
Sports Equipment	1060513000	534000	0	534000	169000	0	0	0	169000	0	0	0	0	0	365000	0	169000
Sports Equipment	1060513000	534000	0	534000	169000	0	0	0	169000	0	0	0	0	0	365000	0	169000
Furniture, Fixtures and Books	1060700000	1909000	0	1909000	30000	214000	0	0	244000	0	29000	0	0	29000	1665000	0	215000
Furniture and Fixtures	1060701000	1374000	0	1374000	15000	129000	0	0	144000	0	29000	0	0	29000	1230000	0	115000
Furniture and Fixtures	1060701000	1374000	0	1374000	15000	129000	0	0	144000	0	29000	0	0	29000	1230000	0	115000
Books	1060702000	535000	0	535000	15000	85000	0	0	100000	0	0	0	0	0	435000	0	100000
Books	1060702000	535000	0	535000	15000	85000	0	0	100000	0	0	0	0	0	435000	0	100000
Other Property, Plant and Equipment	1069900000	4373000	0	4373000	52000	0	0	0	52000	0	0	0	0	0	4321000	0	52000
Other Property, Plant and Equipment	1069999000	4373000	0	4373000	52000	0	0	0	52000	0	0	0	0	0	4321000	0	52000
Other Property, Plant and Equipment	1069999000	4373000	0	4373000	52000	0	0	0	52000	0	0	0	0	0	4321000	0	52000
Property, Plant and Equipment Outlay	5060400000	2997000	0	2997000	0	240000	0	0	240000	0	0	0	0	0	2757000	0	240000
Buildings and Other Structures	5060404000	2997000	0	2997000	0	240000	0	0	240000	0	0	0	0	0	2757000	0	240000
Buildings	5060404001	2371000	0	2371000	0	240000	0	0	240000	0	0	0	0	0	2131000	0	240000
School Buildings	5060404002	626000	0	626000	0	0	0	0	0	0	0	0	0	0	626000	0	0

Certified Correct by:


  
**WILFREDO M. BARNIDO, JR., CPA, MBA**  
 Budget Officer

  
**CHRISME A. ORQUILLAS, CPA**  
 Accountant

Recommending Approval:

  
**ADELINA A. URSAIZ, MBA**  
 SAO/ Head, Administration and Finance

Approved:

  
**EDGARDO H. ROSALES, Ed.D.**  
 President